



CITY OF CAÑON CITY

Pedestrian Wayfinding Signage BID Document - Final

AUGUST 26, 2019 | FINAL



SIGN COUNT

SIGN TYPE	DESCRIPTION	QUANTITY
D.1	Directory	3
E.1a	Freestanding Pedestrian Directional (Aluminum Post)	4
E.1b	Freestanding Pedestrian Directional (Black Decorative Post)	1
E.1c	Freestanding Pedestrian Directional (Wood Post)	5
E.2	Pole Mounted Pedestrian Directional	5

Final locations of signs along US 50 may need to be adjusted based on the outcome of the US 50 (Royal Gorge Boulevard Section) Access Control Plan and subsequent pedestrian crossing design.



GRAPHIC STANDARDS - 1

ABCDEFGHIJKLMNOPQRSTUVWXYZ
abcdefghijklmnopqrstuvwxyz
1234567890&?

CLEARVIEW ADA MEDIUM – PEDESTRIAN WAYFINDING SIGNAGE

ABCDEFGHIJKLMNOPQRSTUVWXYZ
abcdefghijklmnopqrstuvwxyz
1234567890&?

SENTINEL BOLD – IDENTIFICATION SIGNAGE

COLORS



P1: Matthews Paint (MP)
Ebony Gold Metallic MP02016,
satin finish



P2: Matthews Paint (MP)
Sunset Silver Metallic MP58669,
satin finish




P3: Matthews Paint (MP)
Tonal Blue MP10359,
satin finish



P4: Matthews Paint (MP)
Black Stallion MP33653
satin finish



D1: Pantone Matching System (PMS)
Brown PMS #2322C
Digital Print on 3M™ High Intensity
Prismatic Reflective Sheeting 3930DS



D2: Pantone Matching System (PMS)
Gold PMS #116C
Digital Print on 3M™ High Intensity
Prismatic Reflective Sheeting 3930DS




D3: Pantone Matching System (PMS)
Purple PMS #2607C
Digital Print on 3M™ High Intensity
Prismatic Reflective Sheeting 3930DS

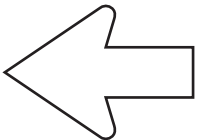


D4: Pantone Matching System (PMS)
Blue PMS #7690C
Digital Print on 3M™ High Intensity
Prismatic Reflective Sheeting 3930DS

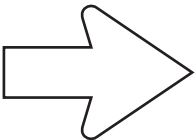
ARROWS



Straight




Left



Right



Straight and
to the Left



Straight and
to the Right

- These drawings are intended to illustrate design intent only and are not for construction. All final engineering and conditions of the project are the responsibility of the fabricator. Shop drawings by the fabricator must be submitted for approval, prior to proceeding with fabrication.
- The quality of fit and finish on the final product must meet or exceed the requirements of these design intent documents. Any variations to design, materials, or fabrication methods must be approved by the Owner.
- Colors shown are for reference only and are subject to the limitations of the printing process. Refer to referenced color systems contained within these drawings for actual specifications.
- Scaled examples shown are for reference only, and do not necessarily reflect actual site conditions. Detailed site surveys are required prior to fabrication and installation.
- Messages shown in these drawings are for general reference only. Refer to message schedules for actual required messages.


Matthews Paint
■ P1: MP02016 Ebony Gold Met., satin
■ P2: MP58669 Sunset Silver Met., satin
■ P3: MP10359 Tonal Blue
■ P4: MP33653 Black Stallion, satin

Digital Print
■ D1: PMS#2322C Brown
■ D2: PMS#117C Gold
■ D3: PMS#2607C Purple
■ D4: PMS#7690C Blue

City of Cañon City
CLIENT
Pedestrian Wayfinding Signage
PROJECT
26 August 2019
DOCUMENT ISSUE
Colors and Graphic Elements
SHEET TITLE
4
SHEET NUMBER



SIGN FAMILY



- These drawings are intended to illustrate design intent only and are not for construction. All final engineering and conditions of the project are the responsibility of the fabricator. Shop drawings by the fabricator must be submitted for approval, prior to proceeding with fabrication.
- The quality of fit and finish on the final product must meet or exceed the requirements of these design intent documents. Any variations to design, materials, or fabrication methods must be approved by the Owner.
- Colors shown are for reference only and are subject to the limitations of the printing process. Refer to referenced color systems contained within these drawings for actual specifications.
- Scaled examples shown are for reference only, and do not necessarily reflect actual site conditions. Detailed site surveys are required prior to fabrication and installation.
- Messages shown in these drawings are for general reference only. Refer to message schedules for actual required messages.

Matthews Paint

- P1: MP02016 Ebony Gold Met., satin
- P2: MP58669 Sunset Silver Met., satin
- P3: MP10359 Tonal Blue
- P4: MP33653 Black Stallion, satin

Digital Print

- D1: PMS#2322C Brown
- D2: PMS#117C Gold
- D3: PMS#2607C Purple
- D4: PMS#7690C Blue

City of Cañon City
CLIENT

Pedestrian Wayfinding Signage
PROJECT

26 August 2019
DOCUMENT ISSUE

Sign Family - Pedestrian
SHEET TITLE

6
SHEET NUMBER



DESIGN INTENT

- These drawings are intended to illustrate design intent only and are not for construction. All final engineering and conditions of the project are the responsibility of the fabricator. Shop drawings by the fabricator must be submitted for approval, prior to proceeding with fabrication.
- The quality of fit and finish on the final product must meet or exceed the requirements of these design intent documents. Any variations to design, materials, or fabrication methods must be approved by the Owner.
- Colors shown are for reference only and are subject to the limitations of the printing process. Refer to referenced color systems contained within these drawings for actual specifications.
- Scaled examples shown are for reference only, and do not necessarily reflect actual site conditions. Detailed site surveys are required prior to fabrication and installation.
- Messages shown in these drawings are for general reference only. Refer to message schedules for actual required messages.

Matthews Paint

- P1: MP02016 Ebony Gold Met., satin
- P2: MP58669 Sunset Silver Met., satin
- P3: MP10359 Tonal Blue
- P4: MP33653 Black Stallion, satin

Digital Print

- D1: PMS#2322C Brown
- D2: PMS#117C Gold
- D3: PMS#2607C Purple
- D4: PMS#7690C Blue

City of Cañon City

CLIENT

Pedestrian Wayfinding Signage

PROJECT

26 August 2019

DOCUMENT ISSUE

E.1a Pedestrian Directional

SHEET TITLE

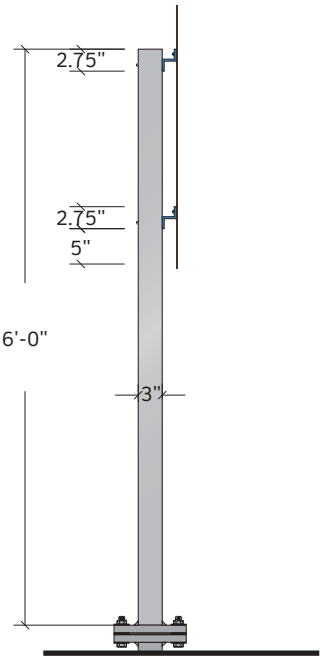
8

SHEET NUMBER

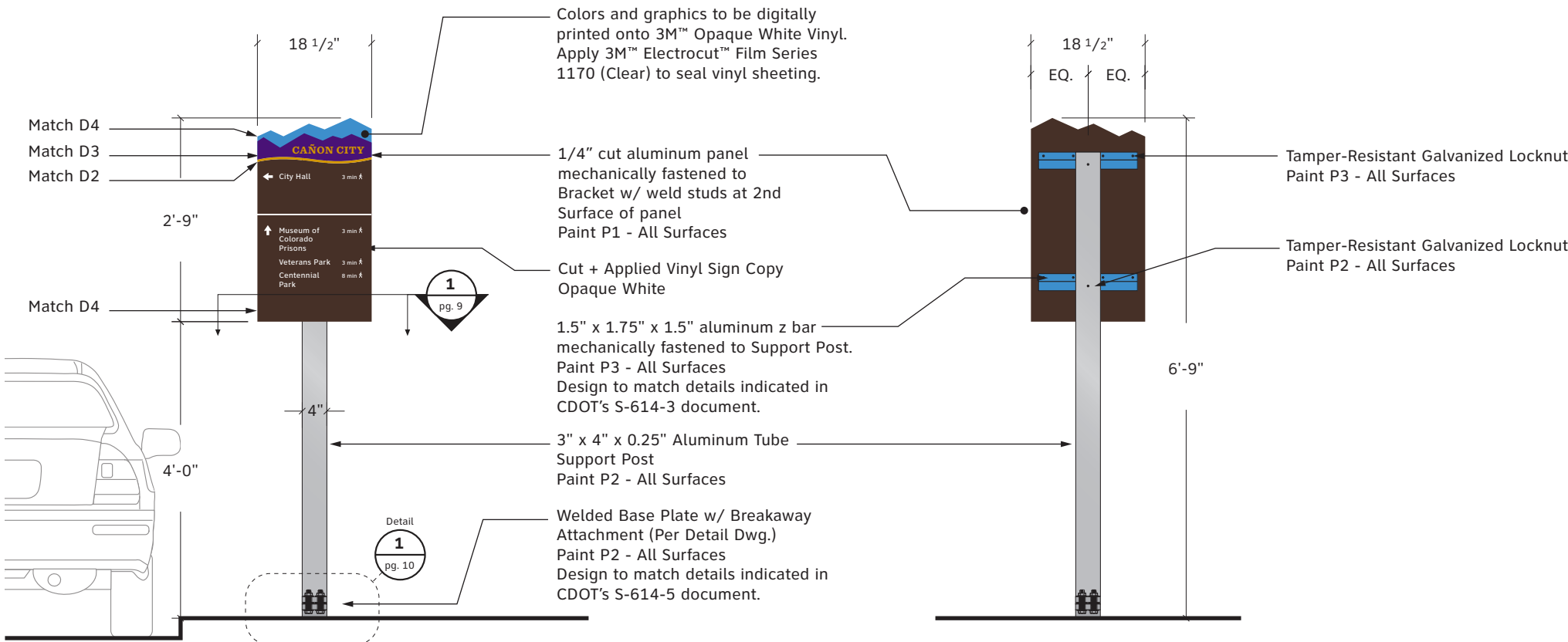
TANGRAM DESIGN, LLC | 878 SANTA FE DRIVE, UNIT 1, DENVER, COLORADO 80204 | (303) 777-8878

0.25" Aluminum Post Cap
Welded Flush + Inset
Paint P2 - All Surfaces

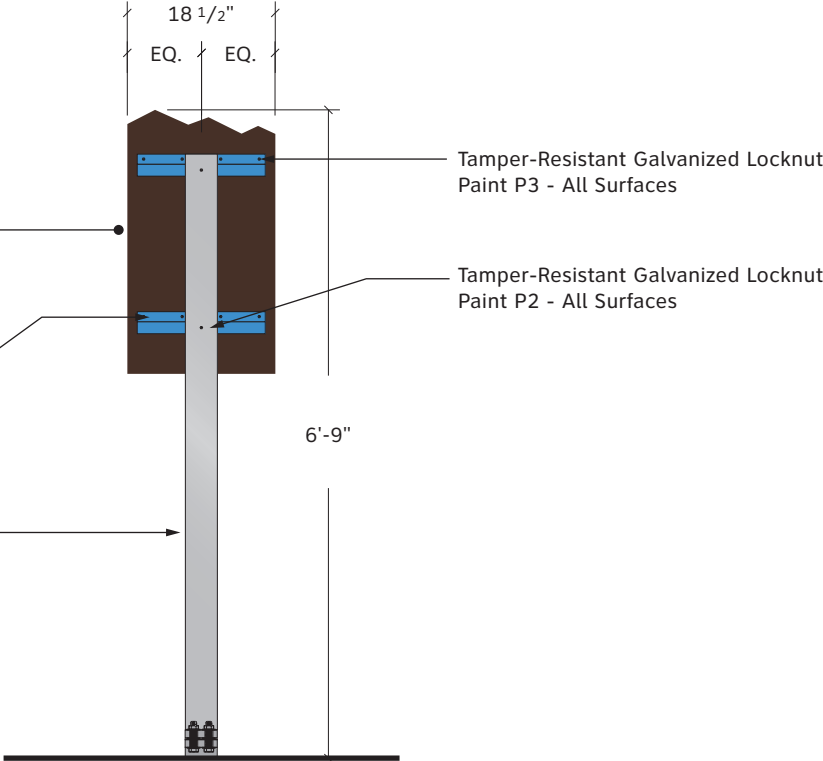
1 Top Elevation
SCALE: 1/2"= 1'



2 Side Elevation
SCALE: 1/2"= 1'



3 Front Elevation - E.1a
SCALE: 1/2"= 1'



4 Rear Elevation
SCALE: 1/2"= 1'

- These drawings are intended to illustrate design intent only and are not for construction. All final engineering and conditions of the project are the responsibility of the fabricator. Shop drawings by the fabricator must be submitted for approval, prior to proceeding with fabrication.
- The quality of fit and finish on the final product must meet or exceed the requirements of these design intent documents. Any variations to design, materials, or fabrication methods must be approved by the Owner.
- Colors shown are for reference only and are subject to the limitations of the printing process. Refer to referenced color systems contained within these drawings for actual specifications.
- Scaled examples shown are for reference only, and do not necessarily reflect actual site conditions. Detailed site surveys are required prior to fabrication and installation.
- Messages shown in these drawings are for general reference only. Refer to message schedules for actual required messages.

Matthews Paint
■ P1: MP02016 Ebony Gold Met., satin
■ P2: MP58669 Sunset Silver Met., satin
■ P3: MP10359 Tonal Blue
■ P4: MP33653 Black Stallion, satin

Digital Print
■ D1: PMS#2322C Brown
■ D2: PMS#117C Gold
■ D3: PMS#2607C Purple
■ D4: PMS#7690C Blue

City of Cañon City

CLIENT

Pedestrian Wayfinding Signage

PROJECT

26 August 2019

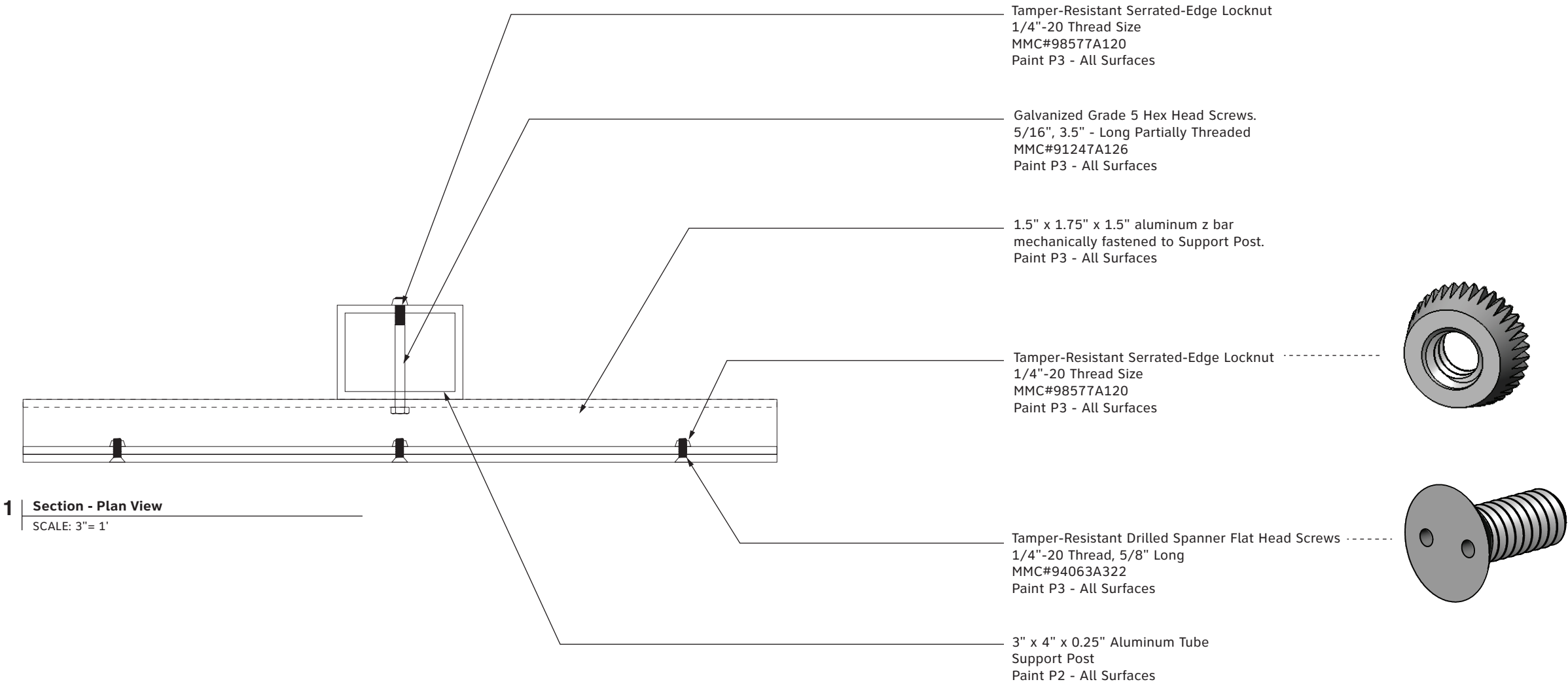
DOCUMENT ISSUE

E.1a Section Drawing

SHEET TITLE

9

SHEET NUMBER



NOTE
Design to match details indicated in CDOT's
S-614-3 document.

- These drawings are intended to illustrate design intent only and are not for construction. All final engineering and conditions of the project are the responsibility of the fabricator. Shop drawings by the fabricator must be submitted for approval, prior to proceeding with fabrication.
- The quality of fit and finish on the final product must meet or exceed the requirements of these design intent documents. Any variations to design, materials, or fabrication methods must be approved by the Owner.
- Colors shown are for reference only and are subject to the limitations of the printing process. Refer to referenced color systems contained within these drawings for actual specifications.
- Scaled examples shown are for reference only, and do not necessarily reflect actual site conditions. Detailed site surveys are required prior to fabrication and installation.
- Messages shown in these drawings are for general reference only. Refer to message schedules for actual required messages.

Matthews Paint

- P1: MP02016 Ebony Gold Met., satin
- P2: MP58669 Sunset Silver Met., satin
- P3: MP10359 Tonal Blue
- P4: MP33653 Black Stallion, satin

Digital Print

- D1: PMS#2322C Brown
- D2: PMS#117C Gold
- D3: PMS#2607C Purple
- D4: PMS#7690C Blue

City of Cañon City

CLIENT

Pedestrian Wayfinding Signage

PROJECT

26 August 2019

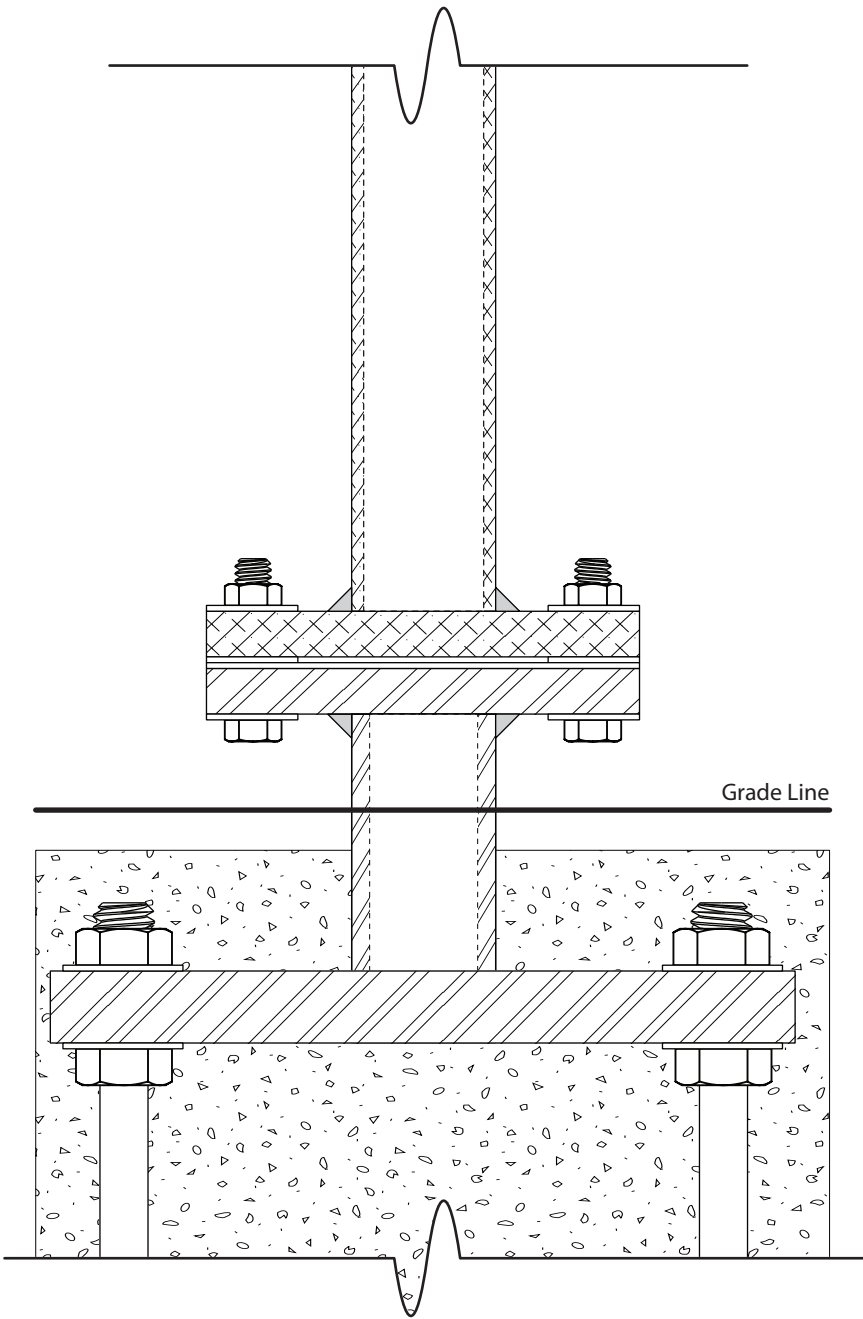
DOCUMENT ISSUE

E.1a Section Drawing

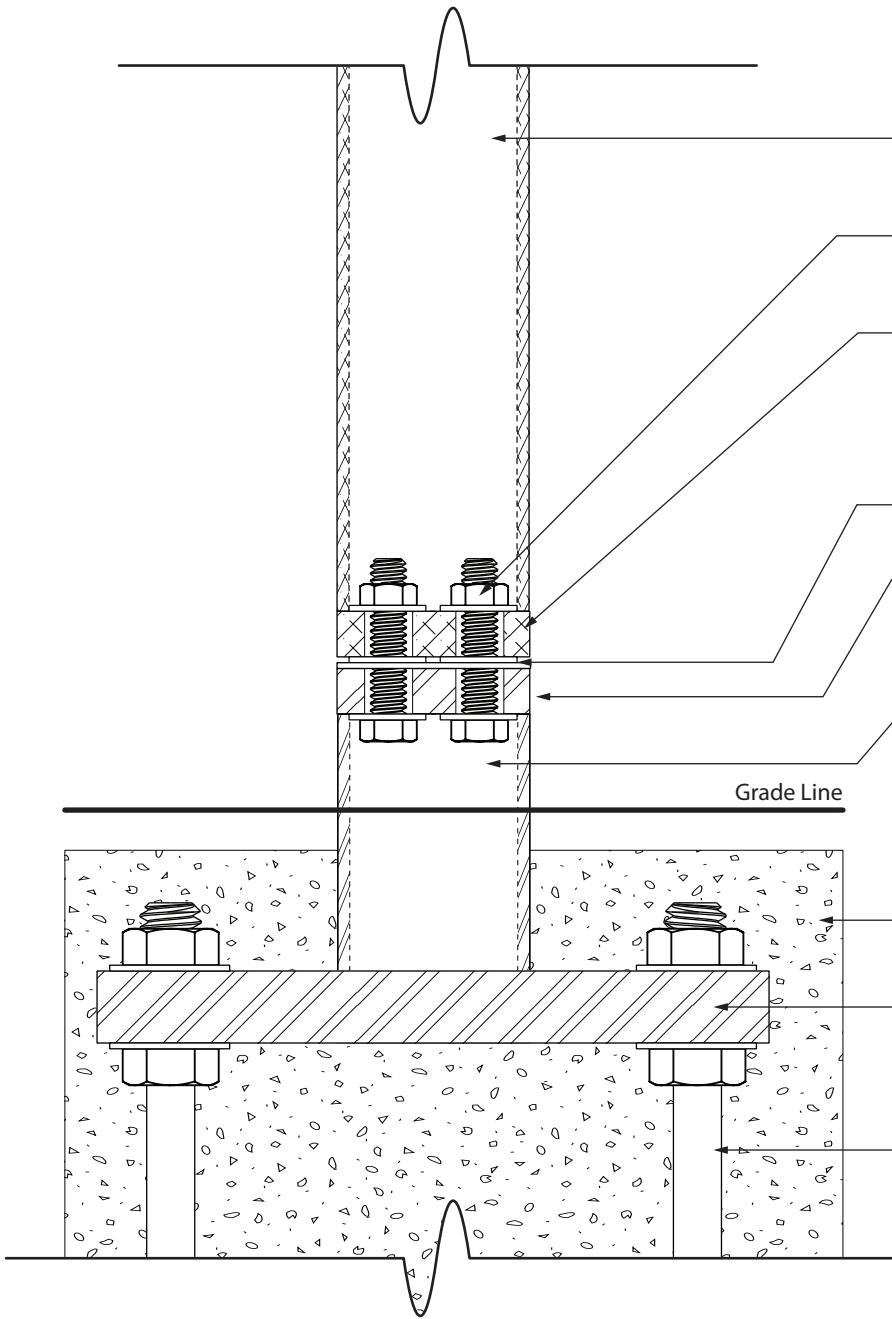
SHEET TITLE

10

SHEET NUMBER



1 | **Side Elevation - Construction Detail - Base / Footer Connection**
SCALE: 3" = 1'



2 | **Front Elevation - Construction Detail - Base / Footer Connection**
SCALE: 3" = 1'

- 3" x 4" x 0.25" Aluminum Tube Support Post
Paint P2 - All Surfaces
- Stainless Steel Nut + Washer
Size + Thread Count Per Engineer Specifications
- 1" Thk. Cut Alumium Breakaway Plate w/
drilled thru-holes. Continuous fillet weld at
full length of connections of Breakaway Plate
to Support Post
Paint P2 - All Surfaces
- Washer and Keeper Plate Per Engineer Specifications
- 1" Thk. Cut Steel Breakaway Plate w/ drilled thru-holes.
Continuous fillet weld at full length of connections of
Breakaway Plate to Structural Support Tube
Paint P2 - All Surfaces
- Structural Steel Tube (Size T.B.D.) w/ Continuous
Fillet Weld at full perimeter of Tube to Steel
Match Plate. Direct-Bury into Concrete Footer
Paint P2 - All Surfaces
- Concrete Footer - Below Grade
Size / Depth T.B.D. Per Engineer Specifications
- Base Plate
Size / Depth T.B.D. Per Engineer Specifications
- Anchor Bolt
Size / Depth T.B.D. Per Engineer Specifications

NOTE
Design to match details indicated in CDOT's
S-614-5 document.

- These drawings are intended to illustrate design intent only and are not for construction. All final engineering and conditions of the project are the responsibility of the fabricator. Shop drawings by the fabricator must be submitted for approval, prior to proceeding with fabrication.
- The quality of fit and finish on the final product must meet or exceed the requirements of these design intent documents. Any variations to design, materials, or fabrication methods must be approved by the Owner.
- Colors shown are for reference only and are subject to the limitations of the printing process. Refer to referenced color systems contained within these drawings for actual specifications.
- Scaled examples shown are for reference only, and do not necessarily reflect actual site conditions. Detailed site surveys are required prior to fabrication and installation.
- Messages shown in these drawings are for general reference only. Refer to message schedules for actual required messages.

Matthews Paint

- P1: MP02016 Ebony Gold Met., satin
- P2: MP58669 Sunset Silver Met., satin
- P3: MP10359 Tonal Blue
- P4: MP33653 Black Stallion, satin

Digital Print

- D1: PMS#2322C Brown
- D2: PMS#117C Gold
- D3: PMS#2607C Purple
- D4: PMS#7690C Blue

City of Cañon City

CLIENT

Pedestrian Wayfinding Signage

PROJECT

26 August 2019

DOCUMENT ISSUE

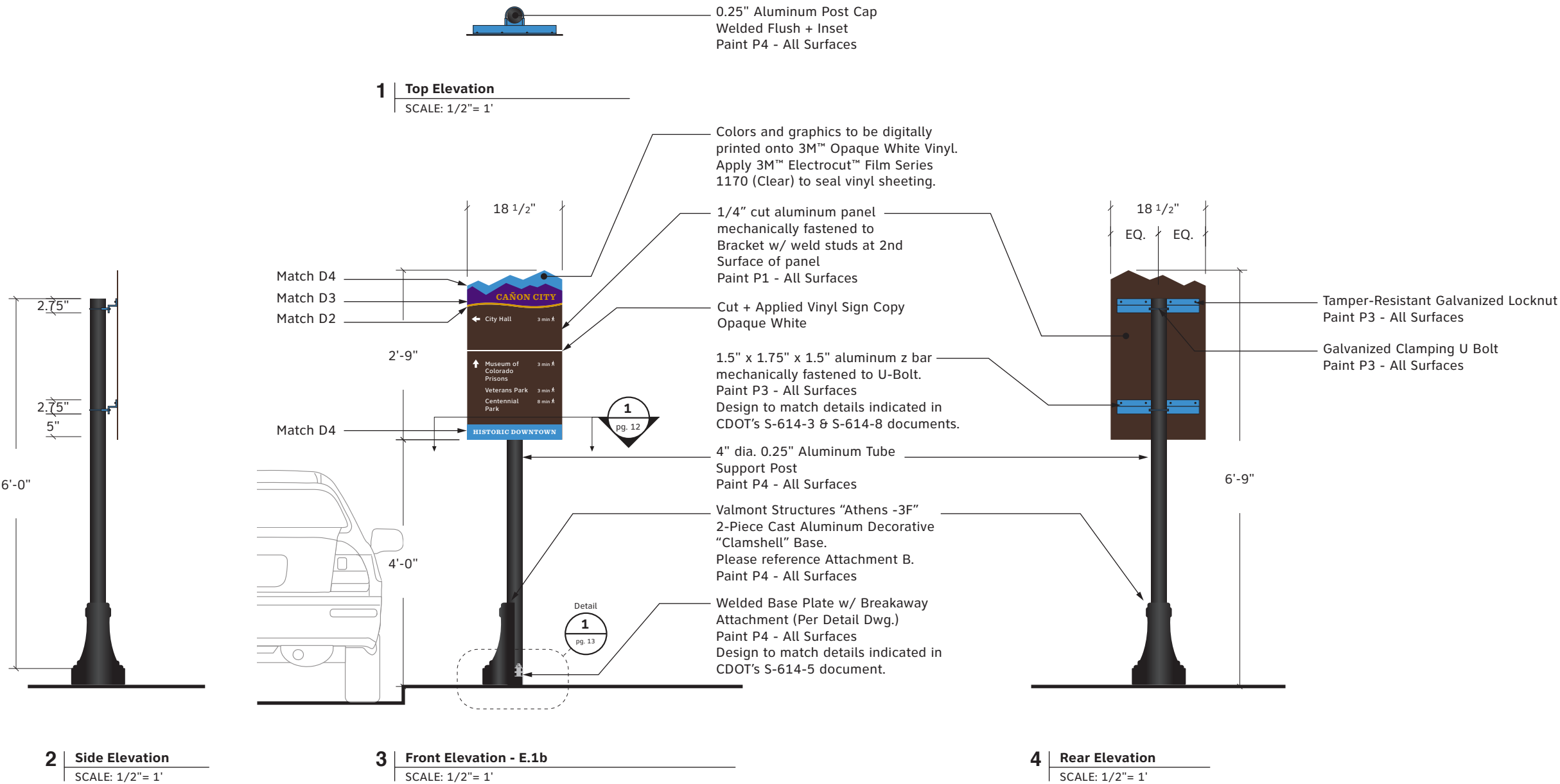
E.1b Pedestrian Directional

SHEET TITLE

11

SHEET NUMBER

TANGRAM DESIGN, LLC | 878 SANTA FE DRIVE, UNIT 1, DENVER, COLORADO 80204 | (303) 777-8878

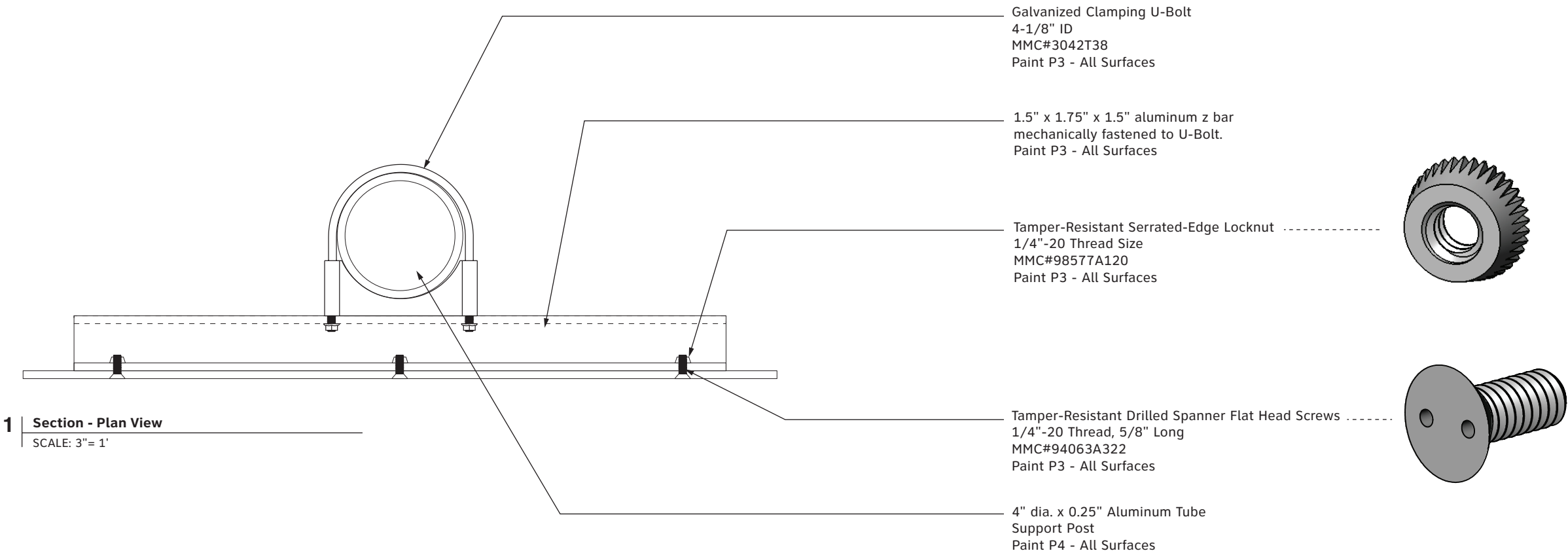


- These drawings are intended to illustrate design intent only and are not for construction. All final engineering and conditions of the project are the responsibility of the fabricator. Shop drawings by the fabricator must be submitted for approval, prior to proceeding with fabrication.
- The quality of fit and finish on the final product must meet or exceed the requirements of these design intent documents. Any variations to design, materials, or fabrication methods must be approved by the Owner.
- Colors shown are for reference only and are subject to the limitations of the printing process. Refer to referenced color systems contained within these drawings for actual specifications.
- Scaled examples shown are for reference only, and do not necessarily reflect actual site conditions. Detailed site surveys are required prior to fabrication and installation.
- Messages shown in these drawings are for general reference only. Refer to message schedules for actual required messages.

- Matthews Paint
- P1: MP02016 Ebony Gold Met., satin
 - P2: MP58669 Sunset Silver Met., satin
 - P3: MP10359 Tonal Blue
 - P4: MP33653 Black Stallion, satin

- Digital Print
- D1: PMS#2322C Brown
 - D2: PMS#117C Gold
 - D3: PMS#2607C Purple
 - D4: PMS#7690C Blue

City of Cañon City
CLIENT
Pedestrian Wayfinding Signage
PROJECT
26 August 2019
DOCUMENT ISSUE
E.1b Section Drawing
SHEET TITLE
12
SHEET NUMBER



NOTE
Design to match details indicated in
CDOT's S-614-3 & S-614-8 documents.

1 | Section - Plan View
SCALE: 3"= 1'

- These drawings are intended to illustrate design intent only and are not for construction. All final engineering and conditions of the project are the responsibility of the fabricator. Shop drawings by the fabricator must be submitted for approval, prior to proceeding with fabrication.
- The quality of fit and finish on the final product must meet or exceed the requirements of these design intent documents. Any variations to design, materials, or fabrication methods must be approved by the Owner.
- Colors shown are for reference only and are subject to the limitations of the printing process. Refer to referenced color systems contained within these drawings for actual specifications.
- Scaled examples shown are for reference only, and do not necessarily reflect actual site conditions. Detailed site surveys are required prior to fabrication and installation.
- Messages shown in these drawings are for general reference only. Refer to message schedules for actual required messages.

Matthews Paint

- P1: MP02016 Ebony Gold Met., satin
- P2: MP58669 Sunset Silver Met., satin
- P3: MP10359 Tonal Blue
- P4: MP33653 Black Stallion, satin

Digital Print

- D1: PMS#2322C Brown
- D2: PMS#117C Gold
- D3: PMS#2607C Purple
- D4: PMS#7690C Blue

City of Cañon City

CLIENT

Pedestrian Wayfinding Signage

PROJECT

26 August 2019

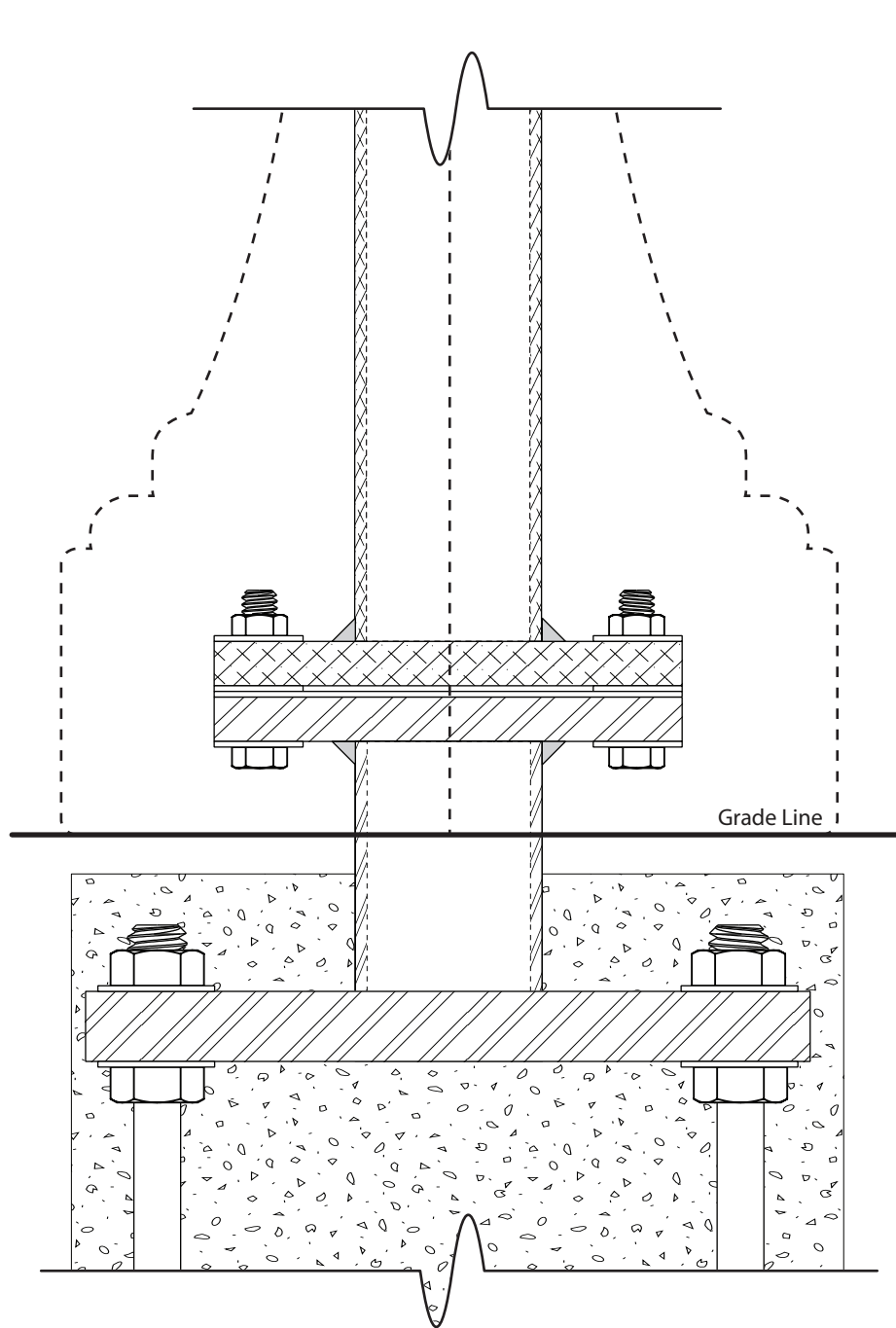
DOCUMENT ISSUE

E.1b Section Drawing

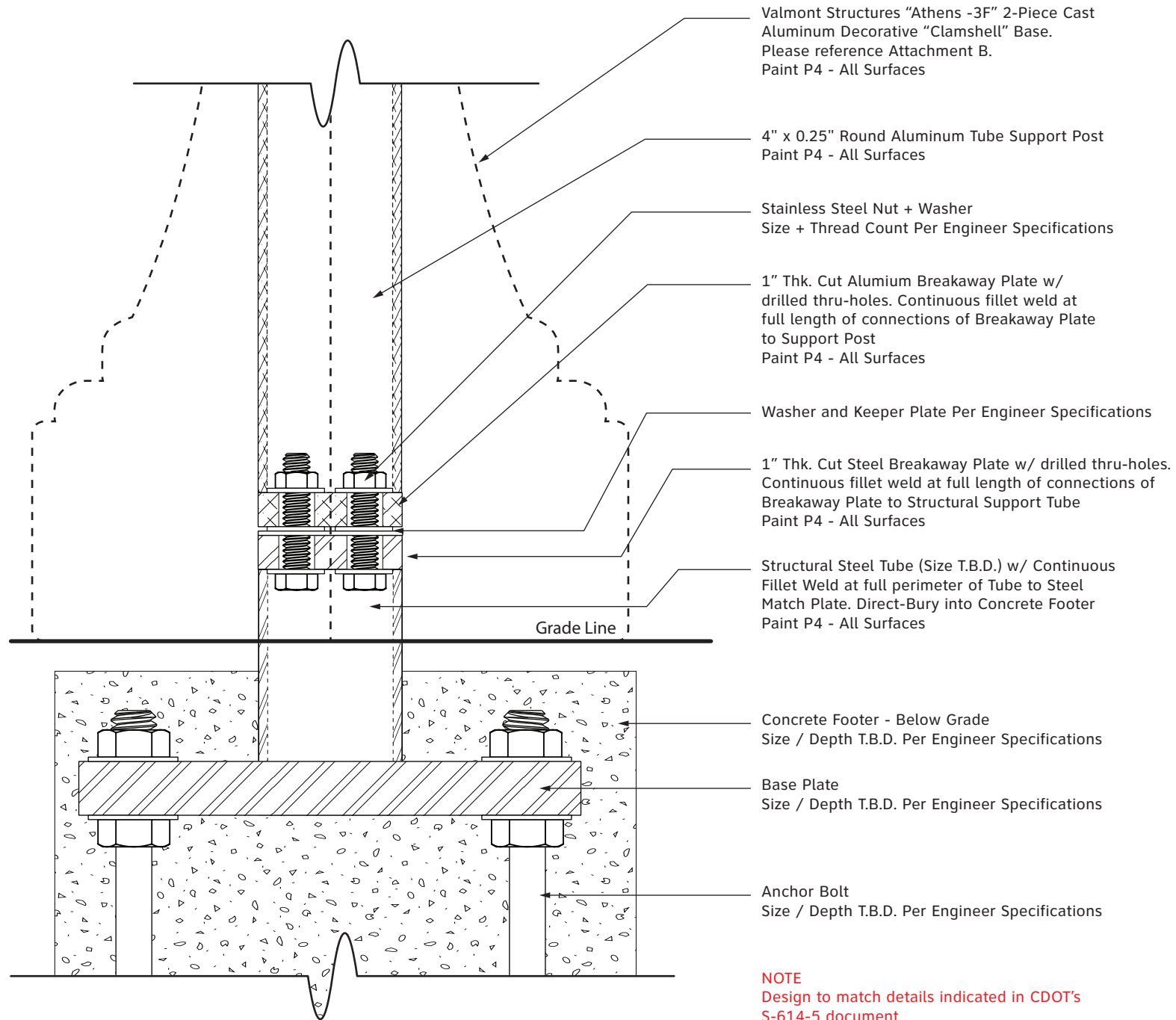
SHEET TITLE

13

SHEET NUMBER



1 | **Side Elevation - Construction Detail - Base / Footer Connection**
SCALE: 3"= 1'



2 | **Front Elevation - Construction Detail - Base / Footer Connection**
SCALE: 3"= 1'

NOTE
Design to match details indicated in CDOT's S-614-5 document.

- These drawings are intended to illustrate design intent only and are not for construction. All final engineering and conditions of the project are the responsibility of the fabricator. Shop drawings by the fabricator must be submitted for approval, prior to proceeding with fabrication.
- The quality of fit and finish on the final product must meet or exceed the requirements of these design intent documents. Any variations to design, materials, or fabrication methods must be approved by the Owner.
- Colors shown are for reference only and are subject to the limitations of the printing process. Refer to referenced color systems contained within these drawings for actual specifications.
- Scaled examples shown are for reference only, and do not necessarily reflect actual site conditions. Detailed site surveys are required prior to fabrication and installation.
- Messages shown in these drawings are for general reference only. Refer to message schedules for actual required messages.

Matthews Paint

- P1: MP02016 Ebony Gold Met., satin
- P2: MP58669 Sunset Silver Met., satin
- P3: MP10359 Tonal Blue
- P4: MP33653 Black Stallion, satin

Digital Print

- D1: PMS#2322C Brown
- D2: PMS#117C Gold
- D3: PMS#2607C Purple
- D4: PMS#7690C Blue

City of Cañon City

CLIENT

Pedestrian Wayfinding Signage

PROJECT

26 August 2019

DOCUMENT ISSUE

E.1c Pedestrian Directional

SHEET TITLE

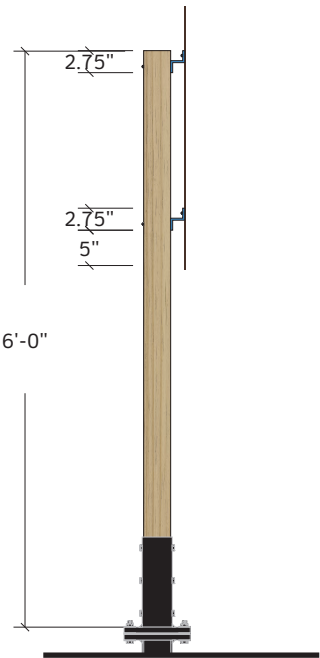
14

SHEET NUMBER

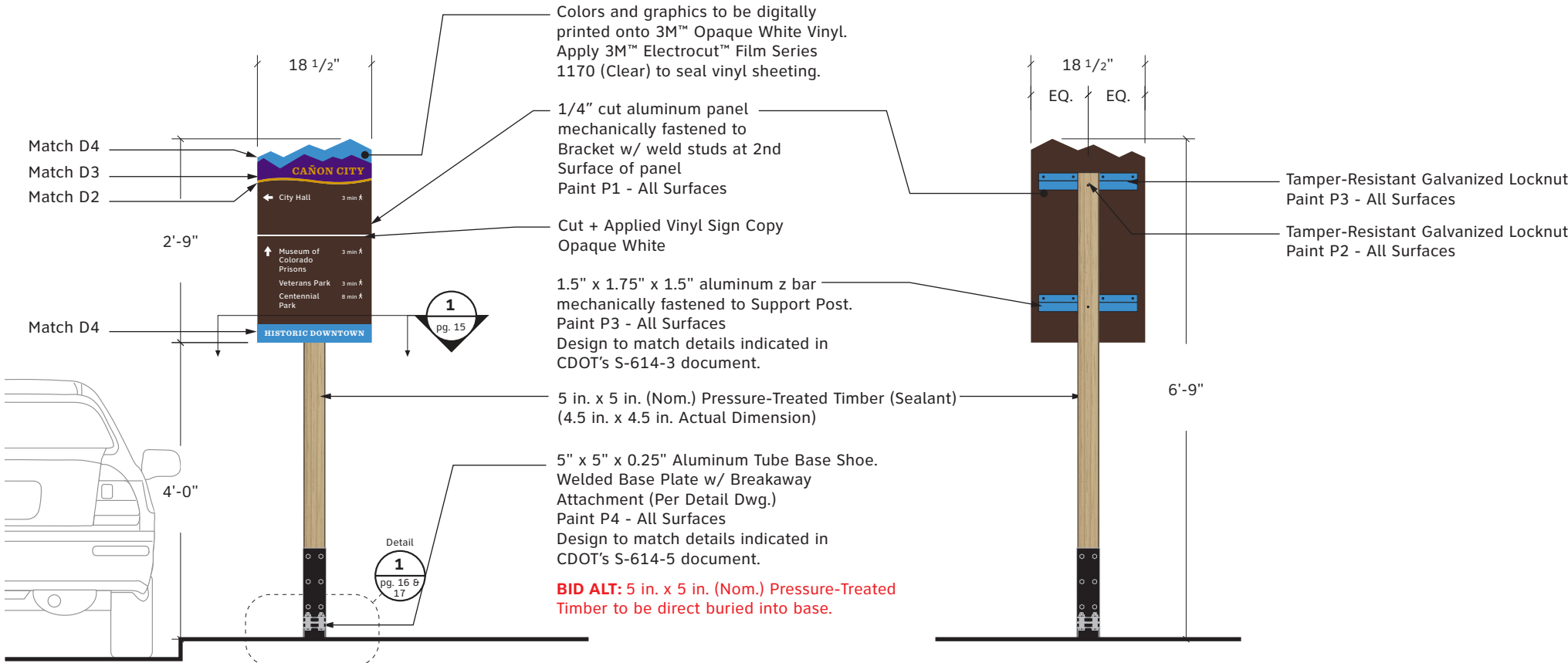
TANGRAM DESIGN, LLC | 878 SANTA FE DRIVE, UNIT 1, DENVER, COLORADO 80204 | (303) 777-8878



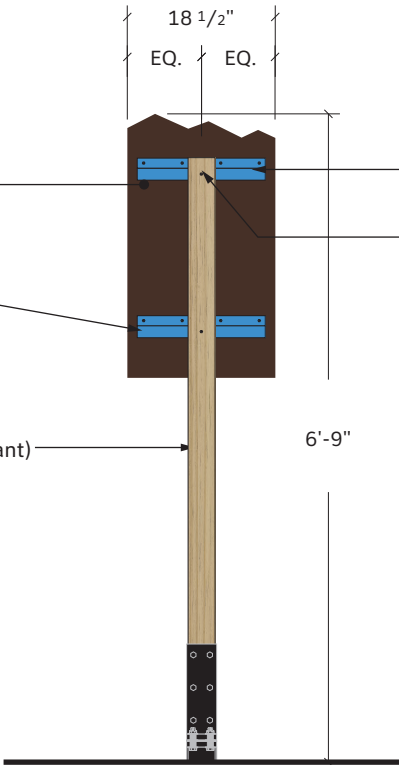
1 Top Elevation
SCALE: 1/2" = 1'



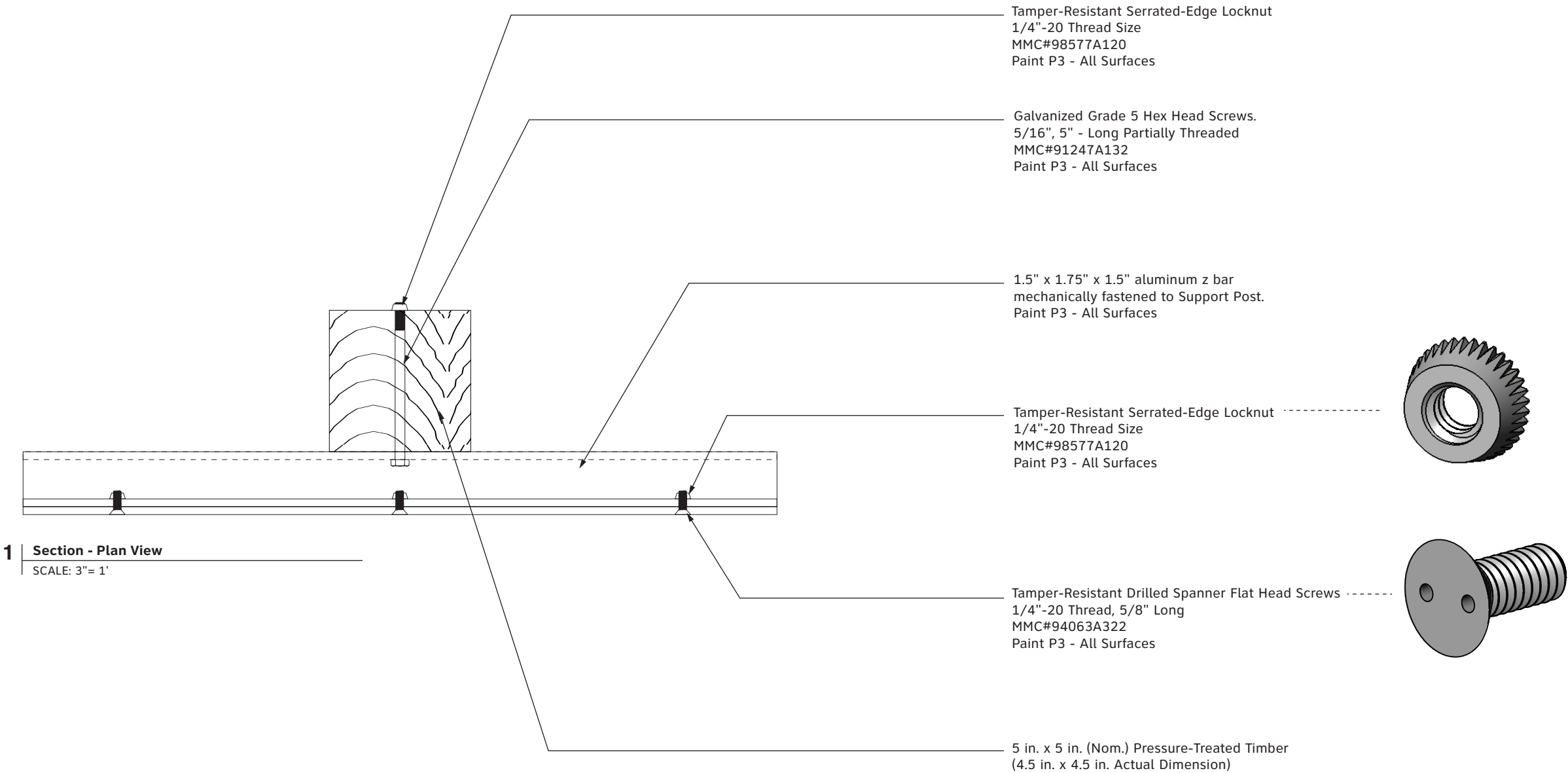
2 Side Elevation
SCALE: 1/2" = 1'



3 Front Elevation - E.1c
SCALE: 1/2" = 1'



4 Rear Elevation
SCALE: 1/2" = 1'



- These drawings are intended to illustrate design intent only and are not for construction. All final engineering and conditions of the project are the responsibility of the fabricator. Shop drawings by the fabricator must be submitted for approval, prior to proceeding with fabrication.
- The quality of fit and finish on the final product must meet or exceed the requirements of these design intent documents. Any variations to design, materials, or fabrication methods must be approved by the Owner.
- Colors shown are for reference only and are subject to the limitations of the printing process. Refer to referenced color systems contained within these drawings for actual specifications.
- Scaled examples shown are for reference only, and do not necessarily reflect actual site conditions. Detailed site surveys are required prior to fabrication and installation.
- Messages shown in these drawings are for general reference only. Refer to message schedules for actual required messages.

Matthews Paint

- P1: MP02016 Ebony Gold Met., satin
- P2: MP58669 Sunset Silver Met., satin
- P3: MP10359 Tonal Blue
- P4: MP33653 Black Stallion, satin

Digital Print

- D1: PMS#2322C Brown
- D2: PMS#117C Gold
- D3: PMS#2607C Purple
- D4: PMS#7690C Blue

City of Cañon City

CLIENT

Pedestrian Wayfinding Signage

PROJECT

26 August 2019

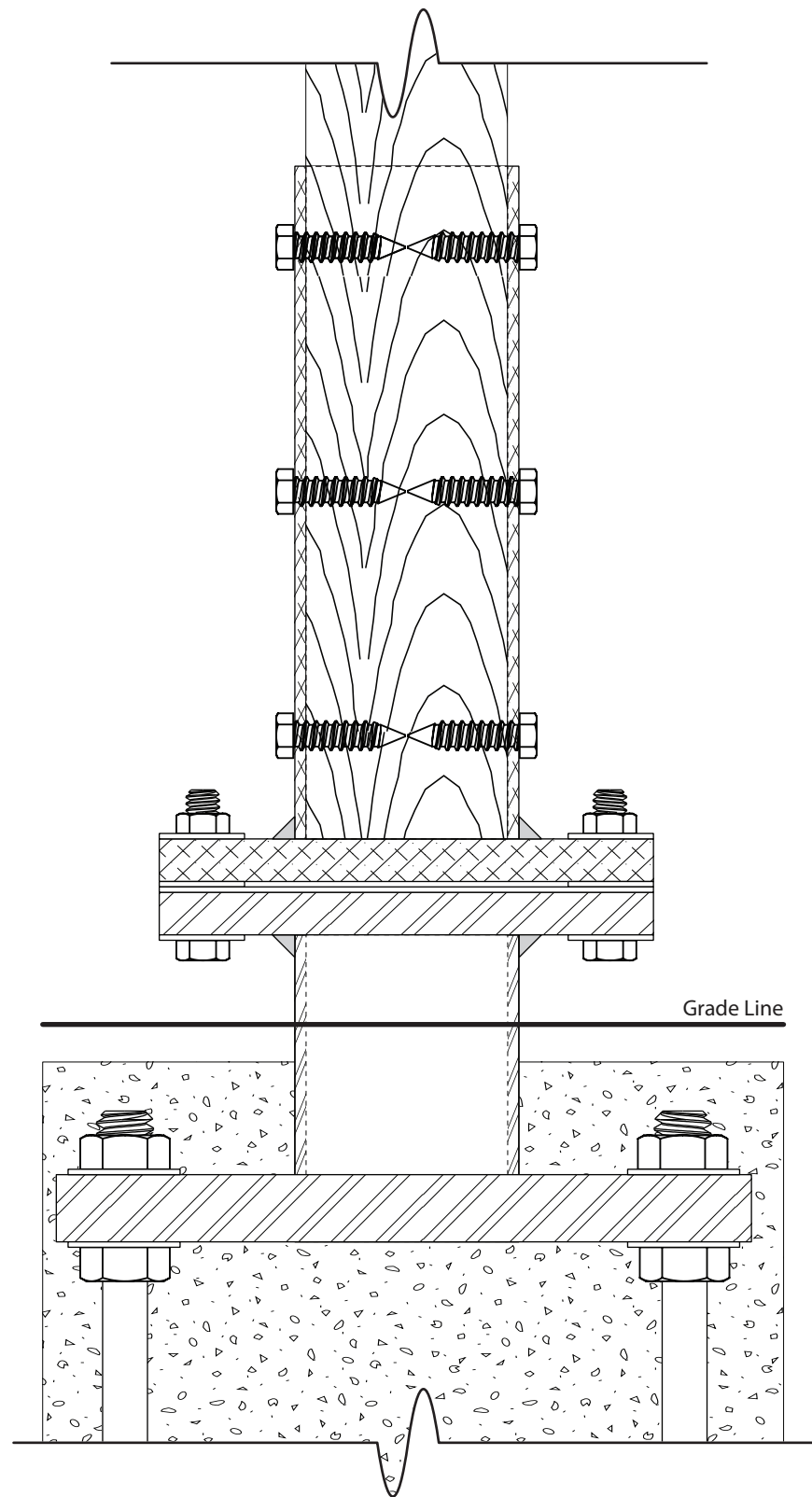
DOCUMENT ISSUE

E.1c Section Drawing

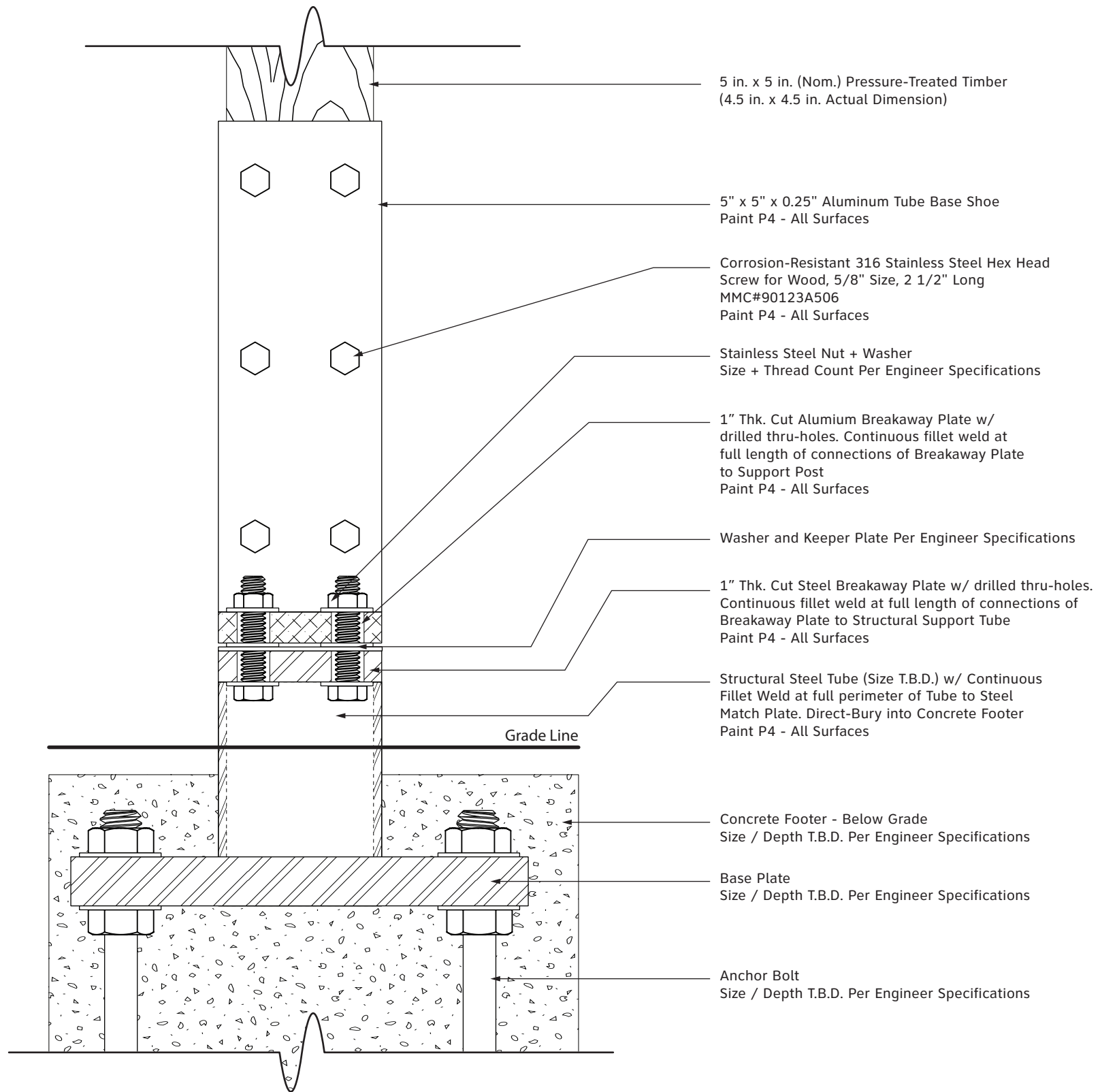
SHEET TITLE

15

SHEET NUMBER



1 | Side Elevation - Construction Detail - Base / Footer Connection
SCALE: 3"= 1'



2 | Front Elevation - Construction Detail - Base / Footer Connection
SCALE: 3"= 1'

- These drawings are intended to illustrate design intent only and are not for construction. All final engineering and conditions of the project are the responsibility of the fabricator. Shop drawings by the fabricator must be submitted for approval, prior to proceeding with fabrication.
- The quality of fit and finish on the final product must meet or exceed the requirements of these design intent documents. Any variations to design, materials, or fabrication methods must be approved by the Owner.
- Colors shown are for reference only and are subject to the limitations of the printing process. Refer to referenced color systems contained within these drawings for actual specifications.
- Scaled examples shown are for reference only, and do not necessarily reflect actual site conditions. Detailed site surveys are required prior to fabrication and installation.
- Messages shown in these drawings are for general reference only. Refer to message schedules for actual required messages.

Matthews Paint

- P1: MP02016 Ebony Gold Met., satin
- P2: MP58669 Sunset Silver Met., satin
- P3: MP10359 Tonal Blue
- P4: MP33653 Black Stallion, satin

Digital Print

- D1: PMS#2322C Brown
- D2: PMS#117C Gold
- D3: PMS#2607C Purple
- D4: PMS#7690C Blue

City of Cañon City

CLIENT

Pedestrian Wayfinding Signage

PROJECT

26 August 2019

DOCUMENT ISSUE

E.1c Section Drawing

SHEET TITLE

16

SHEET NUMBER

- These drawings are intended to illustrate design intent only and are not for construction. All final engineering and conditions of the project are the responsibility of the fabricator. Shop drawings by the fabricator must be submitted for approval, prior to proceeding with fabrication.
- The quality of fit and finish on the final product must meet or exceed the requirements of these design intent documents. Any variations to design, materials, or fabrication methods must be approved by the Owner.
- Colors shown are for reference only and are subject to the limitations of the printing process. Refer to referenced color systems contained within these drawings for actual specifications.
- Scaled examples shown are for reference only, and do not necessarily reflect actual site conditions. Detailed site surveys are required prior to fabrication and installation.
- Messages shown in these drawings are for general reference only. Refer to message schedules for actual required messages.

Matthews Paint

- P1: MP02016 Ebony Gold Met., satin
- P2: MP58669 Sunset Silver Met., satin
- P3: MP10359 Tonal Blue
- P4: MP33653 Black Stallion, satin

Digital Print

- D1: PMS#2322C Brown
- D2: PMS#117C Gold
- D3: PMS#2607C Purple
- D4: PMS#7690C Blue

City of Cañon City

CLIENT

Pedestrian Wayfinding Signage

PROJECT

26 August 2019

DOCUMENT ISSUE

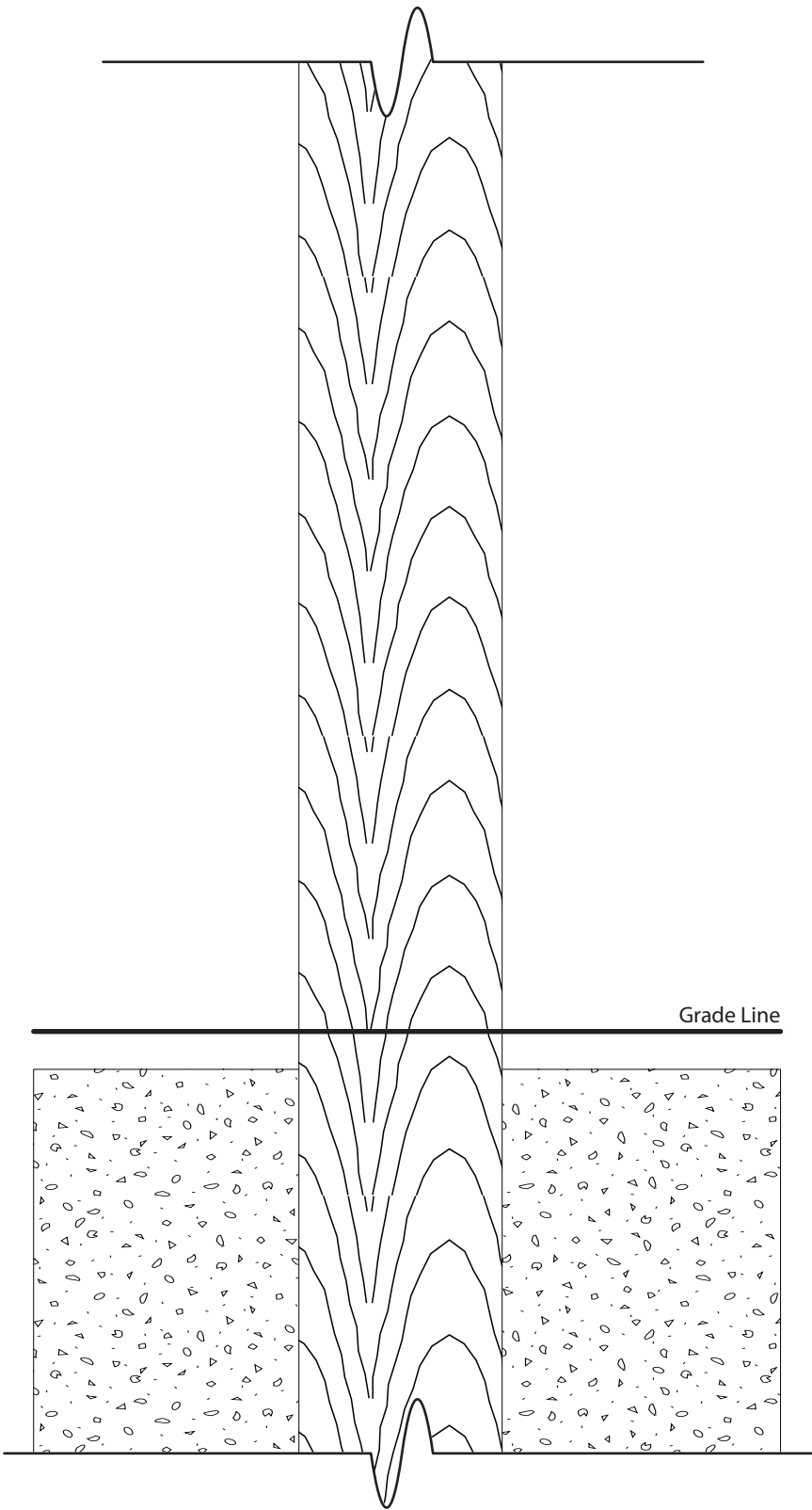
E.1c BID ALT Section Drawing

SHEET TITLE

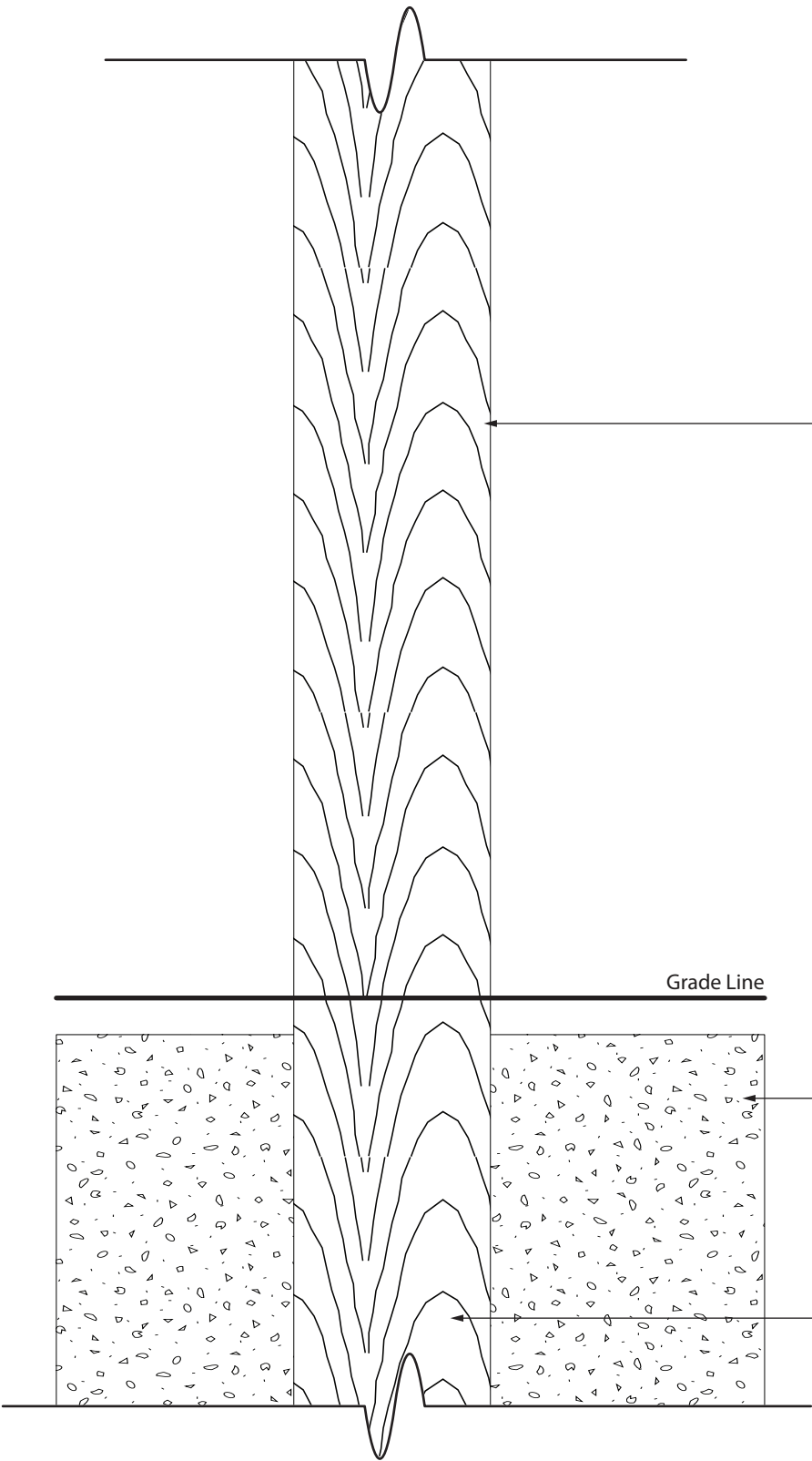
17

SHEET NUMBER

TANGRAM DESIGN, LLC | 878 SANTA FE DRIVE, UNIT 1, DENVER, COLORADO 80204 | (303) 777-8878



1 | Side Elevation - Construction Detail - Base / Footer Connection
SCALE: 3"= 1'



2 | Front Elevation - Construction Detail - Base / Footer Connection
SCALE: 3"= 1'

**BID ALT: 5 in. x 5 in. (Nom.)
Pressure-Treated Timber to
be direct buried into base.**

5 in. x 5 in. (Nom.) Pressure-Treated Timber
(4.5 in. x 4.5 in. Actual Dimension)

Concrete Footer - Below Grade
Size / Depth T.B.D. Per Engineer Specifications

Pressure-Treated Timber
Depth T.B.D. Per Engineer Specifications

- These drawings are intended to illustrate design intent only and are not for construction. All final engineering and conditions of the project are the responsibility of the fabricator. Shop drawings by the fabricator must be submitted for approval, prior to proceeding with fabrication.
- The quality of fit and finish on the final product must meet or exceed the requirements of these design intent documents. Any variations to design, materials, or fabrication methods must be approved by the Owner.
- Colors shown are for reference only and are subject to the limitations of the printing process. Refer to referenced color systems contained within these drawings for actual specifications.
- Scaled examples shown are for reference only, and do not necessarily reflect actual site conditions. Detailed site surveys are required prior to fabrication and installation.
- Messages shown in these drawings are for general reference only. Refer to message schedules for actual required messages.

Matthews Paint

- P1: MP02016 Ebony Gold Met., satin
- P2: MP58669 Sunset Silver Met., satin
- P3: MP10359 Tonal Blue
- P4: MP33653 Black Stallion, satin

Digital Print

- D1: PMS#2322C Brown
- D2: PMS#117C Gold
- D3: PMS#2607C Purple
- D4: PMS#7690C Blue

City of Cañon City

CLIENT

Pedestrian Wayfinding Signage

PROJECT

26 August 2019

DOCUMENT ISSUE

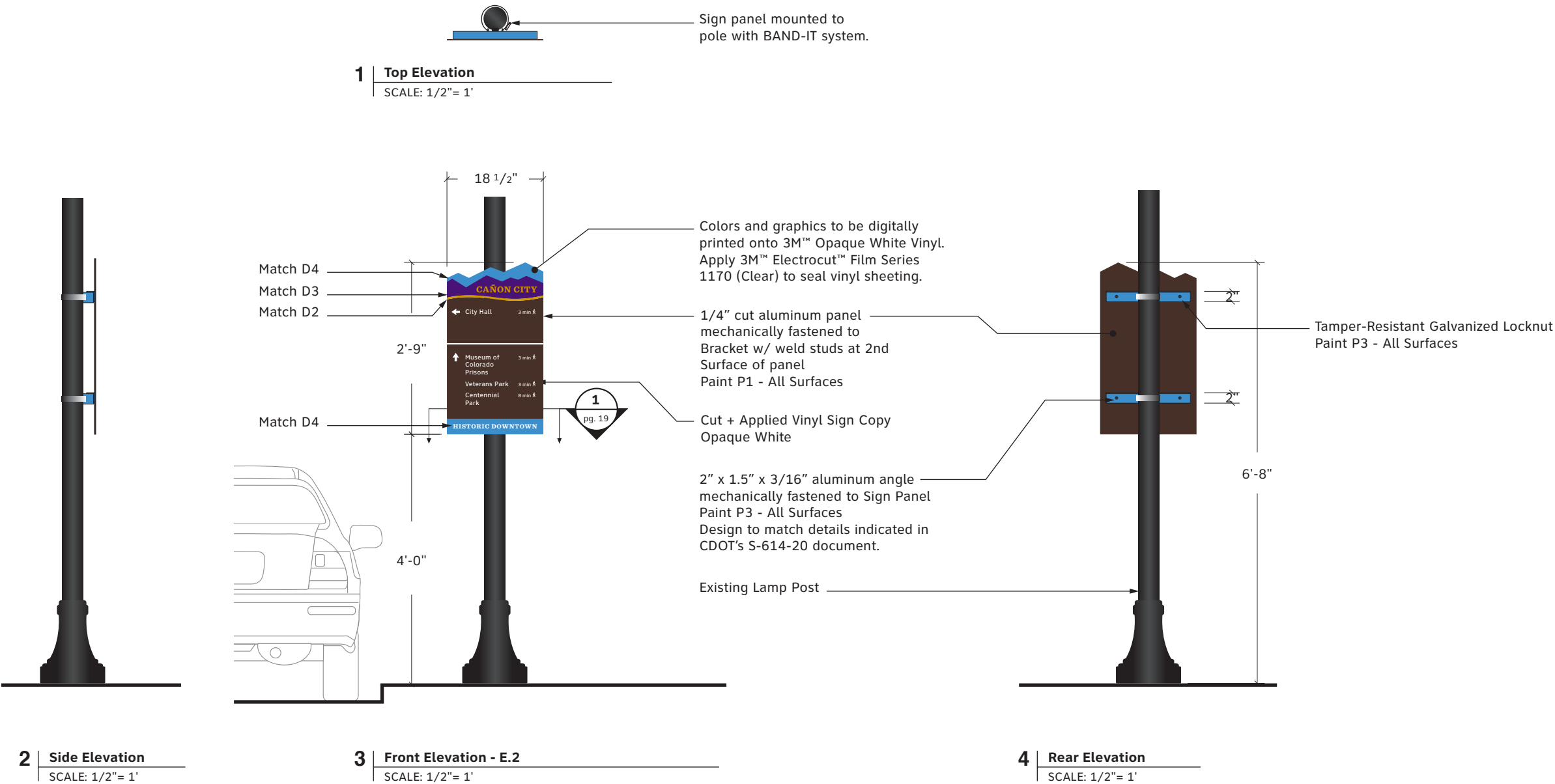
E.2 Pedestrian Directional

SHEET TITLE

18

SHEET NUMBER

TANGRAM DESIGN, LLC | 878 SANTA FE DRIVE, UNIT 1, DENVER, COLORADO 80204 | (303) 777-8878



- These drawings are intended to illustrate design intent only and are not for construction. All final engineering and conditions of the project are the responsibility of the fabricator. Shop drawings by the fabricator must be submitted for approval, prior to proceeding with fabrication.
- The quality of fit and finish on the final product must meet or exceed the requirements of these design intent documents. Any variations to design, materials, or fabrication methods must be approved by the Owner.
- Colors shown are for reference only and are subject to the limitations of the printing process. Refer to referenced color systems contained within these drawings for actual specifications.
- Scaled examples shown are for reference only, and do not necessarily reflect actual site conditions. Detailed site surveys are required prior to fabrication and installation.
- Messages shown in these drawings are for general reference only. Refer to message schedules for actual required messages.

Matthews Paint
■ P1: MP02016 Ebony Gold Met., satin
■ P2: MP58669 Sunset Silver Met., satin
■ P3: MP10359 Tonal Blue
■ P4: MP33653 Black Stallion, satin

Digital Print
■ D1: PMS#2322C Brown
■ D2: PMS#117C Gold
■ D3: PMS#2607C Purple
■ D4: PMS#7690C Blue

City of Cañon City
CLIENT

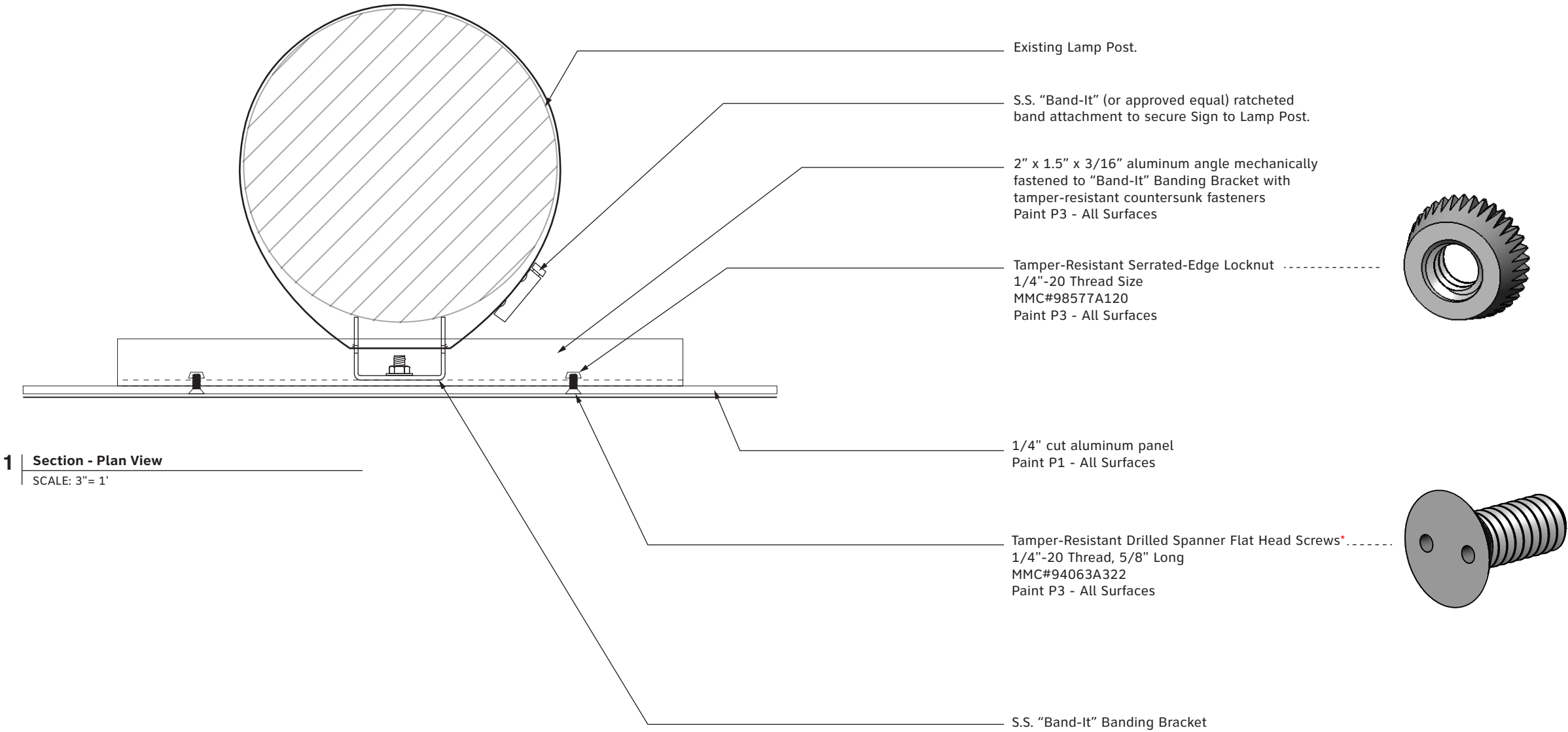
Pedestrian Wayfinding Signage
PROJECT

26 August 2019
DOCUMENT ISSUE

E.2 Section Drawing
SHEET TITLE

19
SHEET NUMBER

TANGRAM DESIGN, LLC | 878 SANTA FE DRIVE, UNIT 1, DENVER, COLORADO 80204 | (303) 777-8878



NOTE
Design to match details indicated in CDOT's S-614-20 document.

- These drawings are intended to illustrate design intent only and are not for construction. All final engineering and conditions of the project are the responsibility of the fabricator. Shop drawings by the fabricator must be submitted for approval, prior to proceeding with fabrication.
- The quality of fit and finish on the final product must meet or exceed the requirements of these design intent documents. Any variations to design, materials, or fabrication methods must be approved by the Owner.
- Colors shown are for reference only and are subject to the limitations of the printing process. Refer to referenced color systems contained within these drawings for actual specifications.
- Scaled examples shown are for reference only, and do not necessarily reflect actual site conditions. Detailed site surveys are required prior to fabrication and installation.
- Messages shown in these drawings are for general reference only. Refer to message schedules for actual required messages.

- Matthews Paint**
- P1: MP02016 Ebony Gold Met., satin
 - P2: MP58669 Sunset Silver Met., satin
 - P3: MP10359 Tonal Blue
 - P4: MP33653 Black Stallion, satin

- Digital Print**
- D1: PMS#2322C Brown
 - D2: PMS#117C Gold
 - D3: PMS#2607C Purple
 - D4: PMS#7690C Blue

City of Cañon City

CLIENT

Pedestrian Wayfinding Signage

PROJECT

26 August 2019

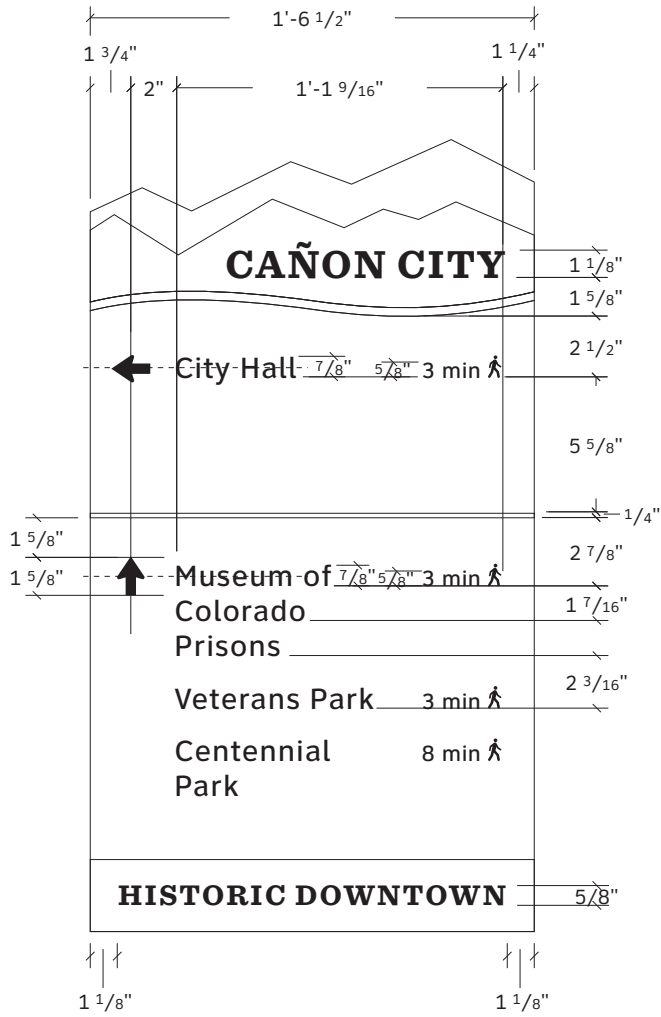
DOCUMENT ISSUE

E.1-E.2 Graphic Layouts

SHEET TITLE

20

SHEET NUMBER



1 Panel Detail - E.1a-c / E.2

SCALE: 1 1/2" = 1'

- These drawings are intended to illustrate design intent only and are not for construction. All final engineering and conditions of the project are the responsibility of the fabricator. Shop drawings by the fabricator must be submitted for approval, prior to proceeding with fabrication.
- The quality of fit and finish on the final product must meet or exceed the requirements of these design intent documents. Any variations to design, materials, or fabrication methods must be approved by the Owner.
- Colors shown are for reference only and are subject to the limitations of the printing process. Refer to referenced color systems contained within these drawings for actual specifications.
- Scaled examples shown are for reference only, and do not necessarily reflect actual site conditions. Detailed site surveys are required prior to fabrication and installation.
- Messages shown in these drawings are for general reference only. Refer to message schedules for actual required messages.

Matthews Paint

- P1: MP02016 Ebony Gold Met., satin
- P2: MP58669 Sunset Silver Met., satin
- P3: MP10359 Tonal Blue
- P4: MP33653 Black Stallion, satin

Digital Print

- D1: PMS#2322C Brown
- D2: PMS#117C Gold
- D3: PMS#2607C Purple
- D4: PMS#7690C Blue

City of Cañon City

CLIENT

Pedestrian Wayfinding Signage

PROJECT

26 August 2019

DOCUMENT ISSUE

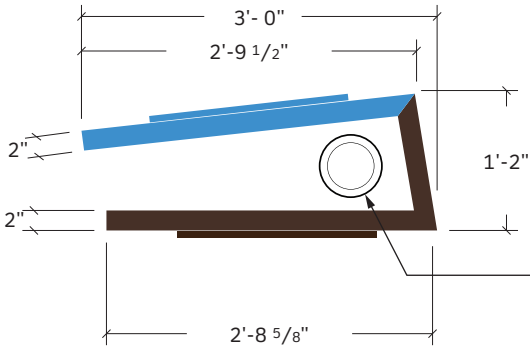
D.1 Freestanding Directory

SHEET TITLE

21

SHEET NUMBER

TANGRAM DESIGN, LLC | 878 SANTA FE DRIVE, UNIT 1, DENVER, COLORADO 80204 | (303) 777-8878

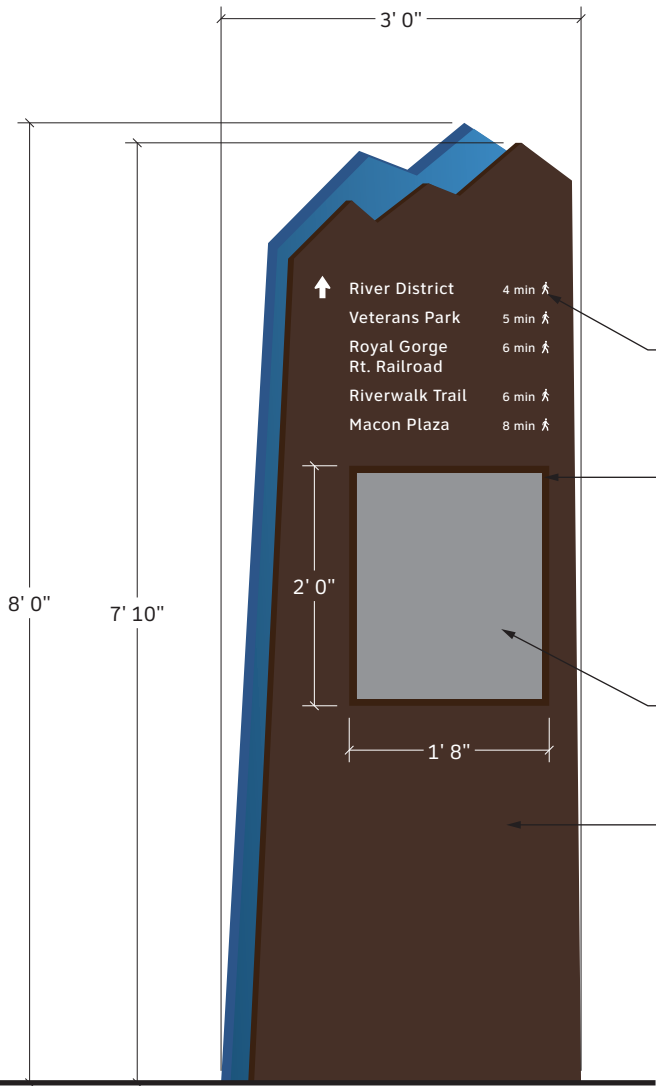


1 Top Elevation
SCALE: 5/8"= 1'

LTV83FF/WW/12L 3K "Lightvault" by Kim Lighting*
L.E.D. Illuminated in-grade wall washer. All wiring and spacing/setback to be per manufacturers specifications. Please Reference Attachment A



NOTE*
Power Supply to sign location to be Line Voltage provided by City



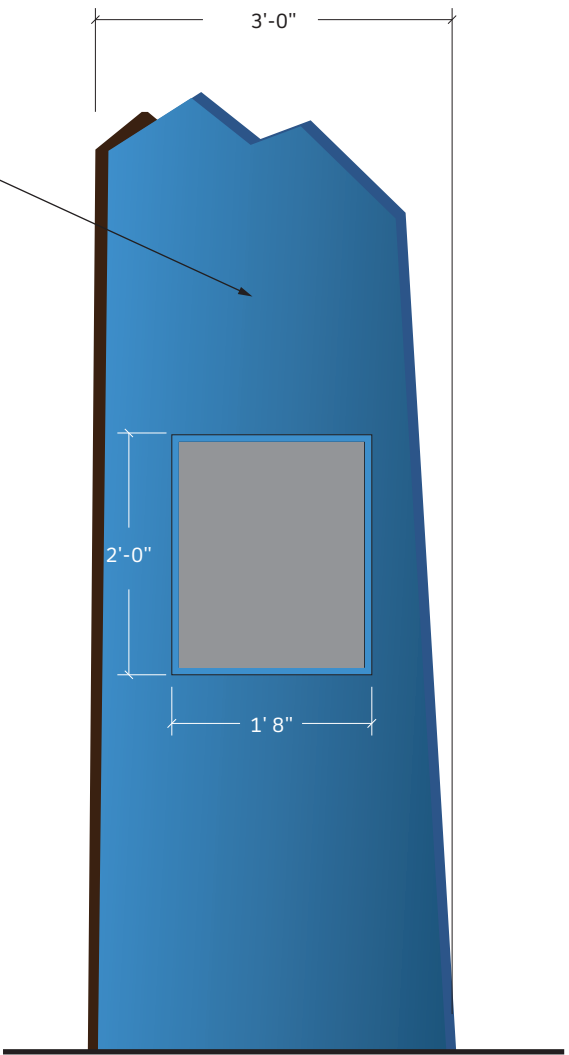
2 Front Elevation - D.1
SCALE: 5/8"= 1'

- Sign Copy
Opaque White Vinyl Graphics
Artwork - included herin
- Directory Panel Frames - Qty. 2
Extruded Aluminum Frame w/ 3/4" Retainer
SignComp Product #1948
Mitre-Cut & Secure w/ Tamper-Resistant
Hardware for Access to Removable Insert(s)
Mechanically Fastened to Panel(s) w/ Concealed Hardware
Paint P1 - All Surfaces (Front)
Paint P3 - All Surfaces (Rear)
- Panel Inserts - Qty. 2
.090" Thk. Custom High Pressure Laminate (CHPL)
Artwork T.B.D. - by City
- Directory - Sign Panel (Typical)
2" Deep Fabricated Aluminum Tube Frame Const.
w/ 0.125" Aluminum Skin, secured to Sign Frame.
Internal Structural Support posts w/ Match Plate
connection to Footer, Below Grade
Paint P1 - Front Side + Return Edge
Paint P3 - Rear Side



3 Side Elevation
SCALE: 5/8"= 1'

Area for future
interpretive information.



4 Rear Elevation
SCALE: 5/8"= 1'

- These drawings are intended to illustrate design intent only and are not for construction. All final engineering and conditions of the project are the responsibility of the fabricator. Shop drawings by the fabricator must be submitted for approval, prior to proceeding with fabrication.
- The quality of fit and finish on the final product must meet or exceed the requirements of these design intent documents. Any variations to design, materials, or fabrication methods must be approved by the Owner.
- Colors shown are for reference only and are subject to the limitations of the printing process. Refer to referenced color systems contained within these drawings for actual specifications.
- Scaled examples shown are for reference only, and do not necessarily reflect actual site conditions. Detailed site surveys are required prior to fabrication and installation.
- Messages shown in these drawings are for general reference only. Refer to message schedules for actual required messages.

Matthews Paint
■ P1: MP02016 Ebony Gold Met., satin
■ P2: MP58669 Sunset Silver Met., satin
■ P3: MP10359 Tonal Blue
■ P4: MP33653 Black Stallion, satin

Digital Print
■ D1: PMS#2322C Brown
■ D2: PMS#117C Gold
■ D3: PMS#2607C Purple
■ D4: PMS#7690C Blue

City of Cañon City
CLIENT

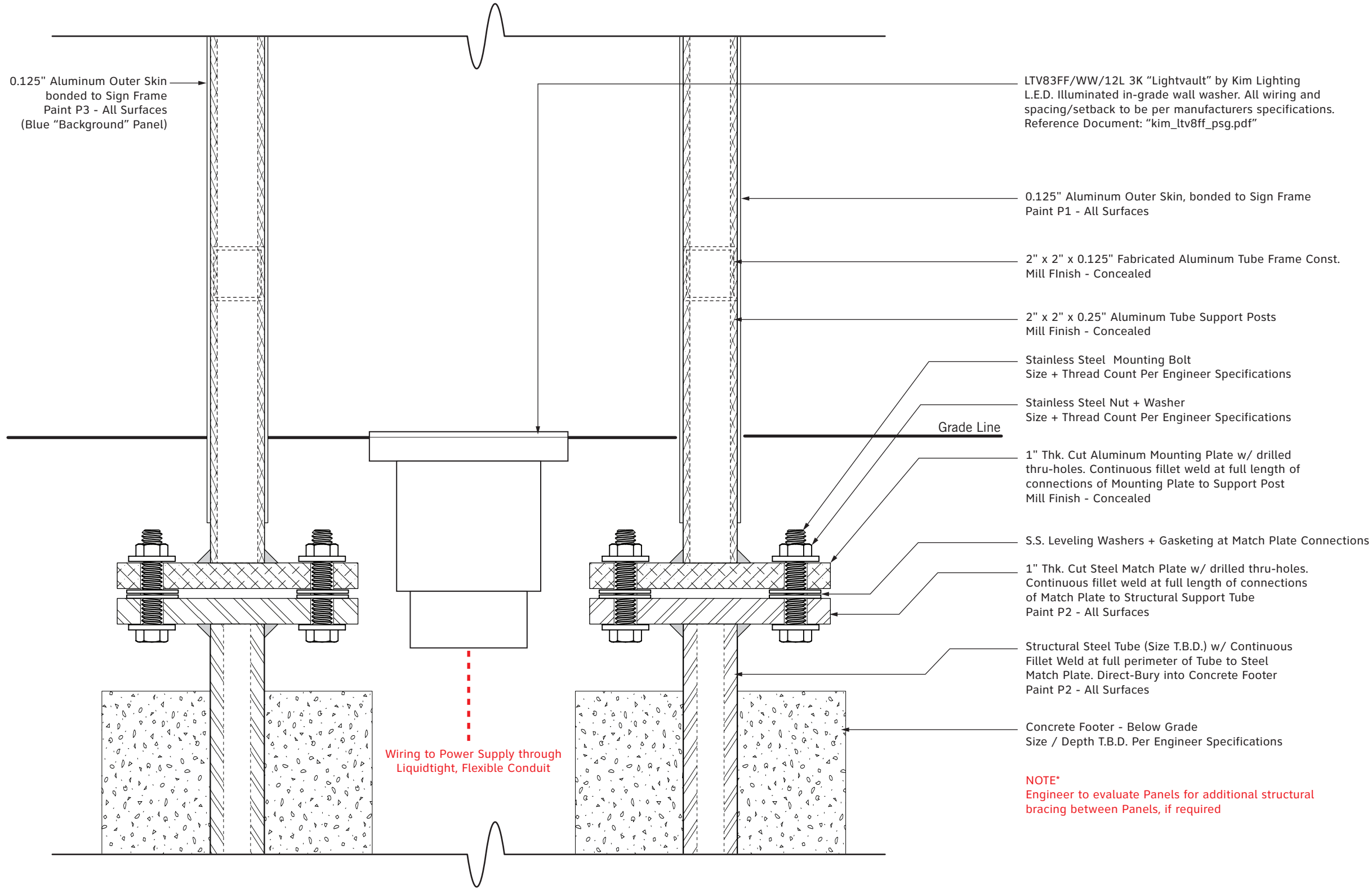
Pedestrian Wayfinding Signage
PROJECT

26 August 2019
DOCUMENT ISSUE

Directory Section Drawing - Typ.
SHEET TITLE

22
SHEET NUMBER

TANGRAM DESIGN, LLC | 878 SANTA FE DRIVE, UNIT 1, DENVER, COLORADO 80204 | (303) 777-8878



1 Construction Detail - Typical - Base / Footer Connection
SCALE: 3" = 1'



SIGNAGE LOCATION PLAN & MESSAGE SCHEDULE

Signage Location Plan

- D.1 Directory
- E.1a Freestanding Pedestrian Directional (Aluminum Post)
- E.1b Freestanding Pedestrian Directional (Black Decorative Post)
- E.1c Freestanding Pedestrian Directional (Wood Post)
- E.2 Pole Mounted Pedestrian Directional



Yellow dot - Locations of Proposed Vehicular Signage



These documents are intended to illustrate design intent and should only be used as a general guideline. All locations shown are approximate. All final locations are to be determined during pre-installation site walk-thrus, prior to sign fabrication and must be approved by Owner. Detailing and information contained on these pages shall not be reproduced, copied, or utilized except for the specific project for which they were created, without previous written authorization from Tangram Design, LLC.
© 2019 by Tangram Design, LLC.

City of Cañon City: Wayfinding Signage Program
Signage Location Plan

Sign Location Plan

SIGN TYPE SIGN #	DESCRIPTION	MESSAGE			NOTES
		SIDE A	SIDE B	SIDE C	
D.1-01	Freestanding Directory				Map is for placement only. Final artwork for map to be provided by others.
D.1-02	Freestanding Directory				Map is for placement only. Final artwork for map to be provided by others.

- These drawings are intended to illustrate design intent only and are not for construction. All final engineering and conditions of the project are the responsibility of the fabricator. Shop drawings by the fabricator must be submitted for approval, prior to proceeding with fabrication.
- The quality of fit and finish on the final product must meet or exceed the requirements of these design intent documents. Any variations to design, materials, or fabrication methods must be approved by the Owner.
- Colors shown are for reference only and are subject to the limitations of the printing process. Refer to referenced color systems contained within these drawings for actual specifications.
- Scaled examples shown are for reference only, and do not necessarily reflect actual site conditions. Detailed site surveys are required prior to fabrication and installation.
- Messages shown in these drawings are for general reference only. Refer to message schedules for actual required messages.

City of Cañon City

CLIENT

Pedestrian Wayfinding Signage

PROJECT

26 August 2019




DOCUMENT ISSUE

Message Schedule

SHEET TITLE

25

SHEET NUMBER

SIGN TYPE SIGN #	DESCRIPTION	MESSAGE			NOTES
		SIDE A	SIDE B	SIDE C	
D.1-03	Freestanding Directory				Map is for placement only. Final artwork for map to be provided by others.

- These drawings are intended to illustrate design intent only and are not for construction. All final engineering and conditions of the project are the responsibility of the fabricator. Shop drawings by the fabricator must be submitted for approval, prior to proceeding with fabrication.
- The quality of fit and finish on the final product must meet or exceed the requirements of these design intent documents. Any variations to design, materials, or fabrication methods must be approved by the Owner.
- Colors shown are for reference only and are subject to the limitations of the printing process. Refer to referenced color systems contained within these drawings for actual specifications.
- Scaled examples shown are for reference only, and do not necessarily reflect actual site conditions. Detailed site surveys are required prior to fabrication and installation.
- Messages shown in these drawings are for general reference only. Refer to message schedules for actual required messages.

City of Cañon City

CLIENT

Pedestrian Wayfinding Signage

PROJECT

26 August 2019

DOCUMENT ISSUE

Message Schedule

SHEET TITLE

26

SHEET NUMBER

SIGN TYPE SIGN #	DESCRIPTION	MESSAGE	NOTES
		SIDE A	
E.1a-01	Freestanding Pedestrian Directional (Aluminum Post)	<div><div>CAÑON CITY</div><div><div><div>↑</div><div>Historic Downtown District</div><div>3 min</div><div>↗</div></div><div><div></div><div>City Hall</div><div>4 min</div><div>↗</div></div><div><div></div><div>Macon Plaza</div><div>6 min</div><div>↗</div></div><div><div></div><div>Museum of Colorado Prisons</div><div>7 min</div><div>↗</div></div></div><div><div><div>→</div><div>Royal Gorge Museum & History Center</div><div>7 min</div><div>↗</div></div></div></div>	
E.1a-02	Freestanding Pedestrian Directional (Aluminum Post)	<div><div>CAÑON CITY</div><div><div><div>↑</div><div>Historic Downtown District</div><div>2 min</div><div>↗</div></div><div><div><div>←</div><div>River District</div><div>1 min</div><div>↗</div></div><div><div></div><div>Veterans Park</div><div>4 min</div><div>↗</div></div><div><div></div><div>Royal Gorge Rt. Railroad</div><div>5 min</div><div>↗</div></div><div><div></div><div>Riverwalk Trail</div><div>6 min</div><div>↗</div></div><div><div></div><div>Centennial Park</div><div>7 min</div><div>↗</div></div></div></div></div>	
E.1a-03	Freestanding Pedestrian Directional (Aluminum Post)	<div><div>CAÑON CITY</div><div><div><div>→</div><div>Historic Downtown District</div><div>2 min</div><div>↗</div></div><div><div><div>↑</div><div>River District</div><div>3 min</div><div>↗</div></div><div><div></div><div>Veterans Park</div><div>6 min</div><div>↗</div></div><div><div></div><div>Royal Gorge Rt. Railroad</div><div>7 min</div><div>↗</div></div><div><div></div><div>Riverwalk Trail</div><div>8 min</div><div>↗</div></div></div></div></div>	

- These drawings are intended to illustrate design intent only and are not for construction. All final engineering and conditions of the project are the responsibility of the fabricator. Shop drawings by the fabricator must be submitted for approval, prior to proceeding with fabrication.
- The quality of fit and finish on the final product must meet or exceed the requirements of these design intent documents. Any variations to design, materials, or fabrication methods must be approved by the Owner.
- Colors shown are for reference only and are subject to the limitations of the printing process. Refer to referenced color systems contained within these drawings for actual specifications.
- Scaled examples shown are for reference only, and do not necessarily reflect actual site conditions. Detailed site surveys are required prior to fabrication and installation.
- Messages shown in these drawings are for general reference only. Refer to message schedules for actual required messages.

TANGRAM DESIGN, LLC | 878 SANTA FE DRIVE, UNIT 1, DENVER, COLORADO 80204 | (303) 777-8878

City of Cañon City

CLIENT

Pedestrian Wayfinding Signage

PROJECT

26 August 2019

DOCUMENT ISSUE

Message Schedule

SHEET TITLE

27

SHEET NUMBER

SIGN TYPE SIGN #	DESCRIPTION	MESSAGE	NOTES
		SIDE A	
E.1a-04	Freestanding Pedestrian Directional (Aluminum Post)	<div><div><div>CAÑON CITY</div><div><div>→</div><div>Historic Downtown District</div><div>2 min</div><div></div></div></div><div><div>↑</div><div>Royal Gorge Musuem & History Center</div><div>3 min</div><div></div></div><div><div></div><div>River District</div><div>9 min</div><div></div></div><div><div></div><div>Veterans Park</div><div>10 min</div><div></div></div><div><div></div><div>Royal Gorge Rt. Railroad</div><div>11 min</div><div></div></div></div>	
E.1a-06	Freestanding Pedestrian Directional (Aluminum Post)	<div><div><div>CAÑON CITY</div><div><div>↗</div><div>Royal Gorge Musuem & History Center</div><div>5 min</div><div></div></div></div><div><div>↑</div><div>Riverwalk Trail</div><div>6 min</div><div></div></div></div>	
E.1b-02	Freestanding Pedestrian Directional (Black Decorative Post)	<div><div><div>CAÑON CITY</div><div><div>↑</div><div>Royal Gorge Musuem & History Center</div><div>6 min</div><div></div></div><div><div></div><div>Riverwalk Trail</div><div>7 min</div><div></div></div></div><div>HISTORIC DOWNTOWN</div></div>	

- These drawings are intended to illustrate design intent only and are not for construction. All final engineering and conditions of the project are the responsibility of the fabricator. Shop drawings by the fabricator must be submitted for approval, prior to proceeding with fabrication.
- The quality of fit and finish on the final product must meet or exceed the requirements of these design intent documents. Any variations to design, materials, or fabrication methods must be approved by the Owner.
- Colors shown are for reference only and are subject to the limitations of the printing process. Refer to referenced color systems contained within these drawings for actual specifications.
- Scaled examples shown are for reference only, and do not necessarily reflect actual site conditions. Detailed site surveys are required prior to fabrication and installation.
- Messages shown in these drawings are for general reference only. Refer to message schedules for actual required messages.

City of Cañon City

CLIENT

Pedestrian Wayfinding Signage

PROJECT

26 August 2019

DOCUMENT ISSUE

Message Schedule

SHEET TITLE

28

SHEET NUMBER

SIGN TYPE SIGN #	DESCRIPTION	MESSAGE	NOTES
		SIDE A	
E.1c-01	Freestanding Pedestrian Directional (Wood Post)	<div><div>CAÑON CITY</div><div><div>↑ Centennial Park2 min</div><div>← Historic Downtown District4 min</div><div>Veterans Park4 min</div><div>Museum of Colorado Prisons8 min</div></div><div>RIVER DISTRICT</div></div>	
E.1c-02	Freestanding Pedestrian Directional (Wood Post)	<div><div>CAÑON CITY</div><div><div>↑ Veterans Park2 min</div><div>Centennial Park7 min</div><div>Historic Downtown District8 min</div></div><div>RIVER DISTRICT</div></div>	
E.1c-03	Freestanding Pedestrian Directional (Wood Post)	<div><div>CAÑON CITY</div><div><div>↗ Historic Downtown District6 min</div><div>Royal Gorge Musuem & History Center10 min</div></div><div>↑ John Griffin Park8 min</div><div>RIVER DISTRICT</div></div>	

- These drawings are intended to illustrate design intent only and are not for construction. All final engineering and conditions of the project are the responsibility of the fabricator. Shop drawings by the fabricator must be submitted for approval, prior to proceeding with fabrication.
- The quality of fit and finish on the final product must meet or exceed the requirements of these design intent documents. Any variations to design, materials, or fabrication methods must be approved by the Owner.
- Colors shown are for reference only and are subject to the limitations of the printing process. Refer to referenced color systems contained within these drawings for actual specifications.
- Scaled examples shown are for reference only, and do not necessarily reflect actual site conditions. Detailed site surveys are required prior to fabrication and installation.
- Messages shown in these drawings are for general reference only. Refer to message schedules for actual required messages.

TANGRAM DESIGN, LLC | 878 SANTA FE DRIVE, UNIT 1, DENVER, COLORADO 80204 | (303) 777-8878

City of Cañon City

CLIENT

Pedestrian Wayfinding Signage

PROJECT

26 August 2019

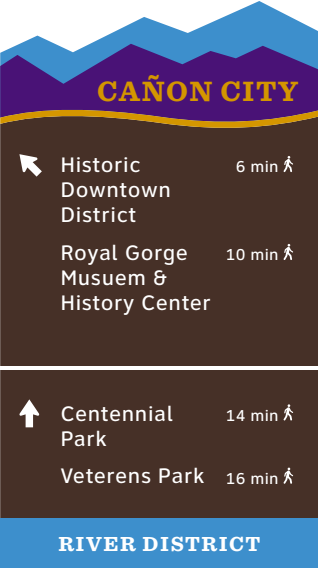
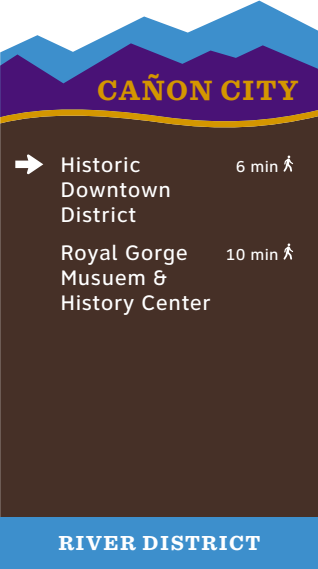
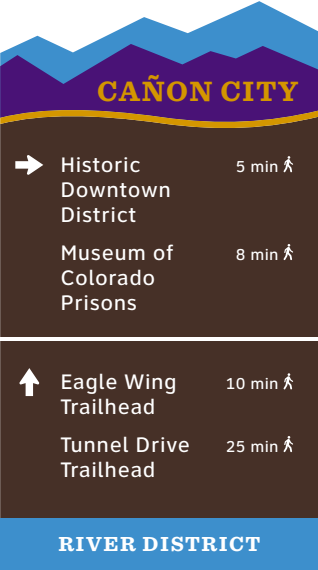
DOCUMENT ISSUE

Message Schedule

SHEET TITLE

29

SHEET NUMBER

SIGN TYPE SIGN #	DESCRIPTION	MESSAGE	NOTES
		SIDE A	
E.1c-04	Freestanding Pedestrian Directional (Wood Post)		
E.1c-05	Freestanding Pedestrian Directional (Wood Post)		
E.2-01	Pole Mounted Pedestrian Directional		

- These drawings are intended to illustrate design intent only and are not for construction. All final engineering and conditions of the project are the responsibility of the fabricator. Shop drawings by the fabricator must be submitted for approval, prior to proceeding with fabrication.
- The quality of fit and finish on the final product must meet or exceed the requirements of these design intent documents. Any variations to design, materials, or fabrication methods must be approved by the Owner.
- Colors shown are for reference only and are subject to the limitations of the printing process. Refer to referenced color systems contained within these drawings for actual specifications.
- Scaled examples shown are for reference only, and do not necessarily reflect actual site conditions. Detailed site surveys are required prior to fabrication and installation.
- Messages shown in these drawings are for general reference only. Refer to message schedules for actual required messages.

City of Cañon City

CLIENT

Pedestrian Wayfinding Signage

PROJECT

26 August 2019

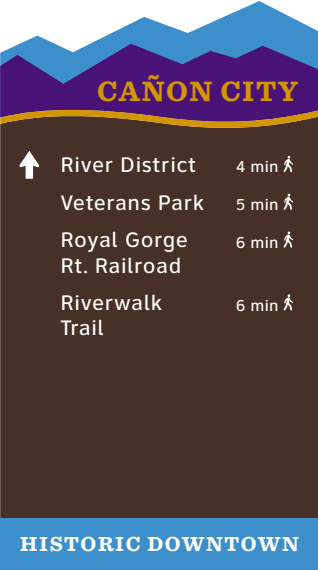
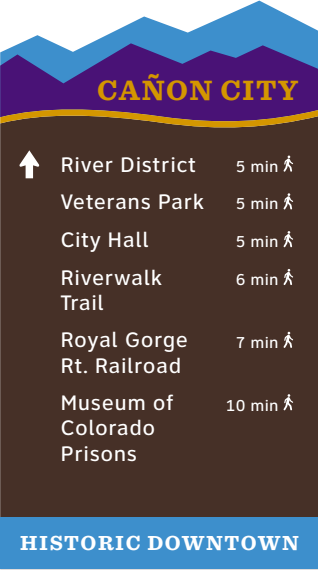
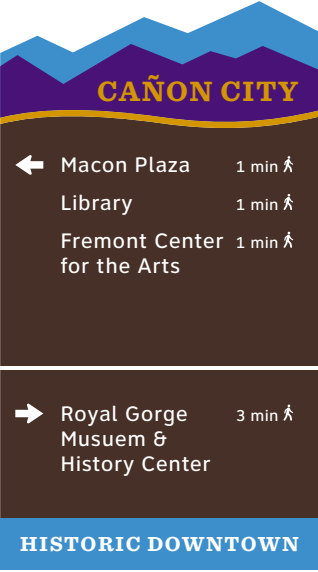
DOCUMENT ISSUE

Message Schedule

SHEET TITLE

30

SHEET NUMBER

SIGN TYPE SIGN #	DESCRIPTION	MESSAGE	NOTES
		SIDE A	
E.2-02	Pole Mounted Pedestrian Directional		
E.2-04	Pole Mounted Pedestrian Directional		
E.2-05	Pole Mounted Pedestrian Directional		

- These drawings are intended to illustrate design intent only and are not for construction. All final engineering and conditions of the project are the responsibility of the fabricator. Shop drawings by the fabricator must be submitted for approval, prior to proceeding with fabrication.
- The quality of fit and finish on the final product must meet or exceed the requirements of these design intent documents. Any variations to design, materials, or fabrication methods must be approved by the Owner.
- Colors shown are for reference only and are subject to the limitations of the printing process. Refer to referenced color systems contained within these drawings for actual specifications.
- Scaled examples shown are for reference only, and do not necessarily reflect actual site conditions. Detailed site surveys are required prior to fabrication and installation.
- Messages shown in these drawings are for general reference only. Refer to message schedules for actual required messages.

City of Cañon City

CLIENT

Pedestrian Wayfinding Signage

PROJECT

26 August 2019

DOCUMENT ISSUE

Message Schedule

SHEET TITLE

31

SHEET NUMBER

SIGN TYPE SIGN #	DESCRIPTION	MESSAGE	NOTES
		SIDE A	
E.2-06	Pole Mounted Pedestrian Directional	<div><div><div>CAÑON CITY</div><div><div>← City Hall</div><div>1 min </div></div></div><div><div><div>↑ Museum of Colorado Prisons</div><div>4 min </div></div><div><div>Veterans Park</div><div>5 min </div></div><div><div>Centennial Park</div><div>8 min </div></div></div><div>HISTORIC DOWNTOWN</div></div>	

- These drawings are intended to illustrate design intent only and are not for construction. All final engineering and conditions of the project are the responsibility of the fabricator. Shop drawings by the fabricator must be submitted for approval, prior to proceeding with fabrication.
- The quality of fit and finish on the final product must meet or exceed the requirements of these design intent documents. Any variations to design, materials, or fabrication methods must be approved by the Owner.
- Colors shown are for reference only and are subject to the limitations of the printing process. Refer to referenced color systems contained within these drawings for actual specifications.
- Scaled examples shown are for reference only, and do not necessarily reflect actual site conditions. Detailed site surveys are required prior to fabrication and installation.
- Messages shown in these drawings are for general reference only. Refer to message schedules for actual required messages.

City of Cañon City

CLIENT

Pedestrian Wayfinding Signage

PROJECT

26 August 2019

DOCUMENT ISSUE

Message Schedule

SHEET TITLE

32

SHEET NUMBER