



CITY OF CAÑON CITY

Park Identification Signage Bid Document - Final

MARCH 14, 2019



BID REQUIREMENTS

SIGN	DESCRIPTION	QUANTITY
C.2-01	Park Identification (Using Corten) - Single Sided	1
C.2-02	Park Identification (Using Corten) - Double Sided	1

BID ALTERNATIVE

SIGN	DESCRIPTION	QUANTITY
C.2-01	Park Identification (Using Aluminum with Faux Corten Finish) - Single Sided	1
C.2-02	Park Identification (Using Aluminum with Faux Corten Finish) - Double Sided	1



GRAPHIC STANDARDS

ABCDEFGHIJKLMNOPQRSTUVWXYZ
abcdefghijklmnopqrstuvwxyz
1234567890&?

SENTINEL BOLD – IDENTIFICATION SIGNAGE

COLORS



Matthews Paint (MP) Sunset Silver Metallic MP58669, satin finish



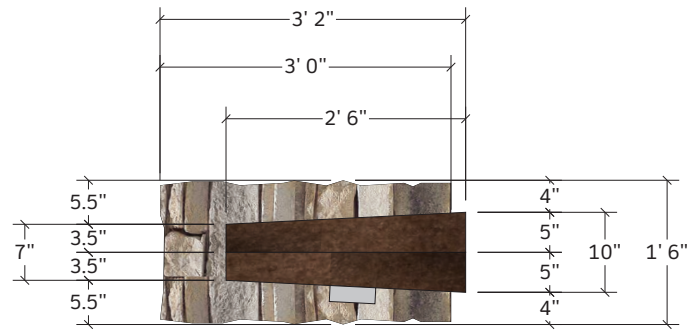
Corten Steel

- These drawings are intended to illustrate design intent only and are not for construction. All final engineering and conditions of the project are the responsibility of the fabricator. Shop drawings by the fabricator must be submitted for approval, prior to proceeding with fabrication.
- The quality of fit and finish on the final product must meet or exceed the requirements of these design intent documents. Any variations to design, materials, or fabrication methods must be approved by the Owner.
- Colors shown are for reference only and are subject to the limitations of the printing process. Refer to referenced color systems contained within these drawings for actual specifications.
- Scaled examples shown are for reference only, and do not necessarily reflect actual site conditions. Detailed site surveys are required prior to fabrication and installation.
- Messages shown in these drawings are for general reference only. Refer to message schedules for actual required messages.




DESIGN INTENT

- These drawings are intended to illustrate design intent only and are not for construction. All final engineering and conditions of the project are the responsibility of the fabricator. Shop drawings by the fabricator must be submitted for approval, prior to proceeding with fabrication.
- The quality of fit and finish on the final product must meet or exceed the requirements of these design intent documents. Any variations to design, materials, or fabrication methods must be approved by the Owner.
- Colors shown are for reference only and are subject to the limitations of the printing process. Refer to referenced color systems contained within these drawings for actual specifications.
- Scaled examples shown are for reference only, and do not necessarily reflect actual site conditions. Detailed site surveys are required prior to fabrication and installation.
- Messages shown in these drawings are for general reference only. Refer to message schedules for actual required messages.



1 Top Elevation
SCALE: 1/2"= 1'



2 Front Elevation
SCALE: 1/2"= 1'

3 Side Elevation
SCALE: 1/2"= 1'

4 Back Elevation
SCALE: 1/2"= 1'

Structure
Fabricated aluminum tube frame with 1/8" Corten outer skin mechanically fastened to sign frame. Internal structural support posts with match plate connection to footer below grade.

BID ALTERNATIVE:
Use 1/8" Aluminum Outer Skin with Faux Corten Finish on structure.

Letterforms
2" thick acrylic water-jet cut letterforms mounted flush to structure with threaded blind studs and nuts. Letterforms are to be painted Sunset Silver Metallic MP58669, satin finish.

Stone
Angled, stacked ashlar Siloam (buff) sandstone. Stone to be locally sourced. (Stone should not be red or similar to flagstaff sandstone.)

City of Cañon City

CLIENT

Park Identification Sign

PROJECT

14 March 2019

DOCUMENT ISSUE

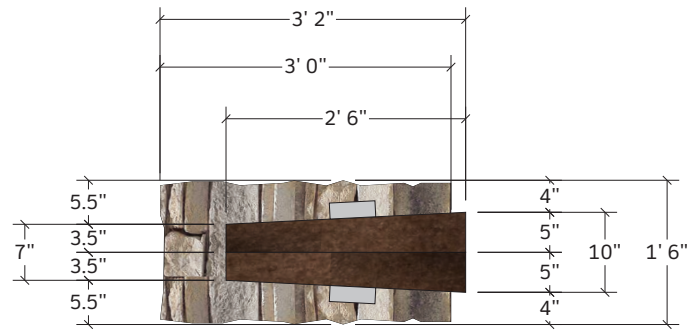
C.2-01 Park Identification

SHEET TITLE


6

SHEET NUMBER

- These drawings are intended to illustrate design intent only and are not for construction. All final engineering and conditions of the project are the responsibility of the fabricator. Shop drawings by the fabricator must be submitted for approval, prior to proceeding with fabrication.
- The quality of fit and finish on the final product must meet or exceed the requirements of these design intent documents. Any variations to design, materials, or fabrication methods must be approved by the Owner.
- Colors shown are for reference only and are subject to the limitations of the printing process. Refer to referenced color systems contained within these drawings for actual specifications.
- Scaled examples shown are for reference only, and do not necessarily reflect actual site conditions. Detailed site surveys are required prior to fabrication and installation.
- Messages shown in these drawings are for general reference only. Refer to message schedules for actual required messages.



1 Top Elevation
SCALE: 1/2"= 1'



2 Front Elevation
SCALE: 1/2"= 1'

3 Side Elevation
SCALE: 1/2"= 1'

4 Back Elevation
SCALE: 1/2"= 1'

Structure
Fabricated aluminum tube frame with 1/8" Corten outer skin mechanically fastened to sign frame. Internal structural support posts with match plate connection to footer below grade.

BID ALTERNATIVE:
Use 1/8" Aluminum Outer Skin with Faux Corten Finish on structure.

Letterforms
2" thick acrylic water-jet cut letterforms mounted flush to structure with threaded blind studs and nuts. Letterforms are to be painted Sunset Silver Metallic MP58669, satin finish.

Stone
Angled, stacked ashlar Siloam (buff) sandstone. Stone to be locally sourced. (Stone should not be red or similar to flagstaff sandstone.)

City of Cañon City

CLIENT

Park Identification Sign

PROJECT

14 March 2019

DOCUMENT ISSUE

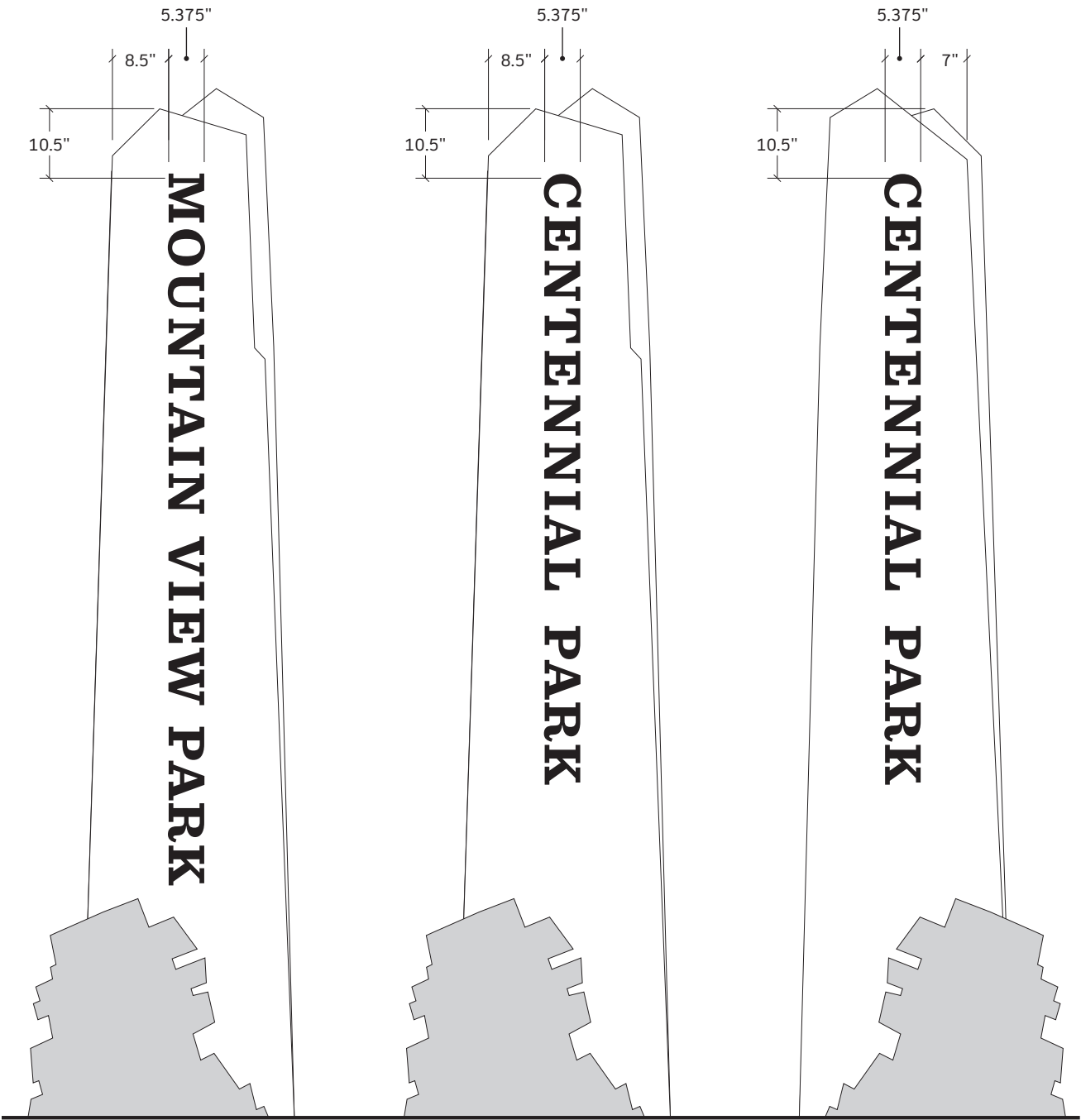
C.2-02 Park Identification

SHEET TITLE

7

SHEET NUMBER

- These drawings are intended to illustrate design intent only and are not for construction. All final engineering and conditions of the project are the responsibility of the fabricator. Shop drawings by the fabricator must be submitted for approval, prior to proceeding with fabrication.
- The quality of fit and finish on the final product must meet or exceed the requirements of these design intent documents. Any variations to design, materials, or fabrication methods must be approved by the Owner.
- Colors shown are for reference only and are subject to the limitations of the printing process. Refer to referenced color systems contained within these drawings for actual specifications.
- Scaled examples shown are for reference only, and do not necessarily reflect actual site conditions. Detailed site surveys are required prior to fabrication and installation.
- Messages shown in these drawings are for general reference only. Refer to message schedules for actual required messages.



1 | C.2-01 Type Details
SCALE: 1/2"= 1'

2 | C.2-02 Side A Type Details
SCALE: 1/2"= 1'

3 | C.2-02 Side B Type Details
SCALE: 1/2"= 1'



4 | C.2-01 Location Details
SCALE: NTS

Location is not final. Final location is to be approved by the City of Cañon City to meet Vision Triangle and other City regulations. Image provided for illustrative purposes only.



5 | C.2-02 Location Details
SCALE: NTS

Location is not final. Final location is to be approved by the City of Cañon City to meet Vision Triangle and other City regulations. Image provided for illustrative purposes only.

City of Cañon City

CLIENT

Park Identification Sign

PROJECT

14 March 2019

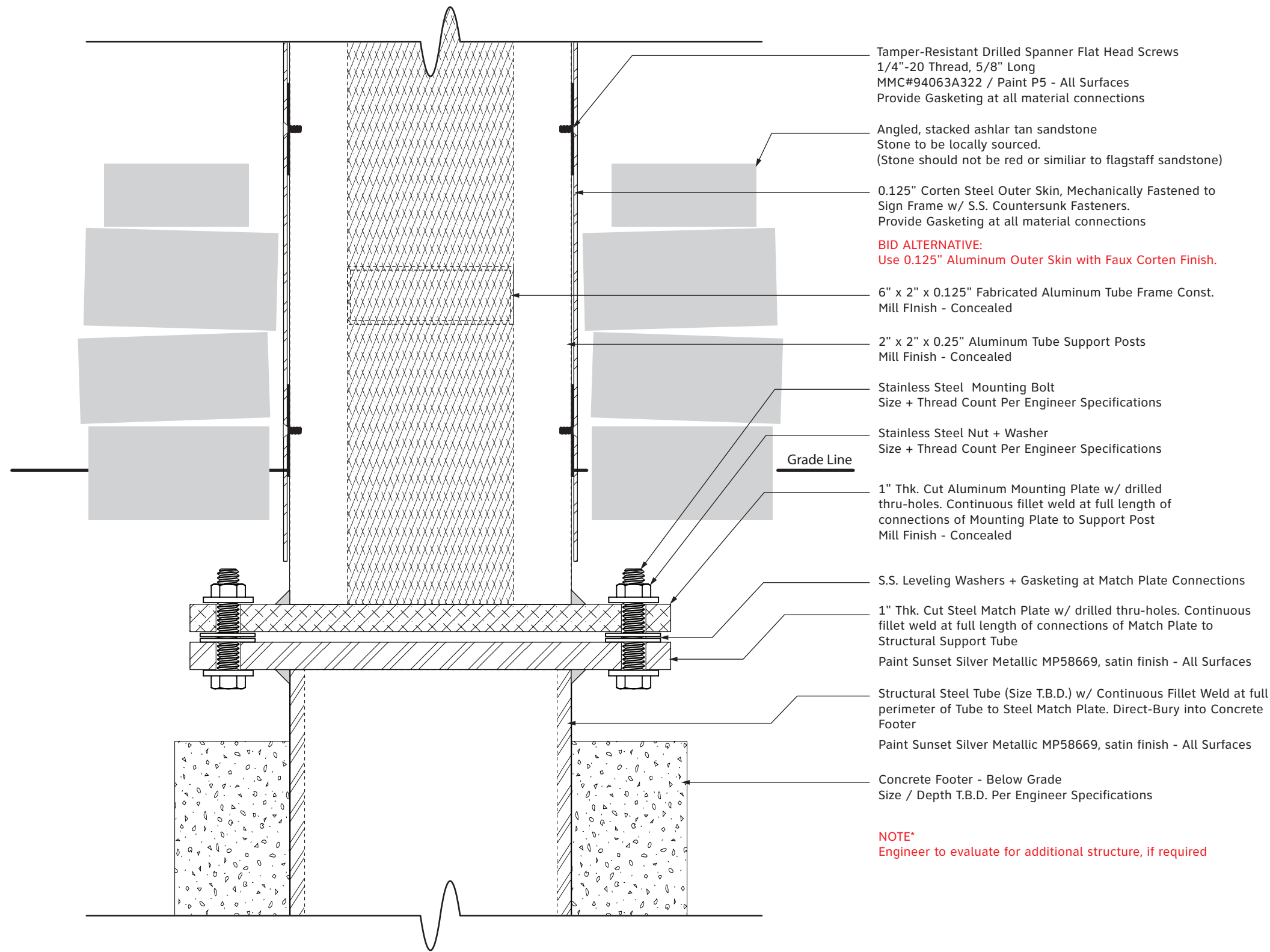
DOCUMENT ISSUE

C.2 Park Identification

SHEET TITLE

8

SHEET NUMBER



1 | Construction Detail - Typical - Base / Footer Connection
SCALE: 3" = 1'

- These drawings are intended to illustrate design intent only and are not for construction. All final engineering and conditions of the project are the responsibility of the fabricator. Shop drawings by the fabricator must be submitted for approval, prior to proceeding with fabrication.
- The quality of fit and finish on the final product must meet or exceed the requirements of these design intent documents. Any variations to design, materials, or fabrication methods must be approved by the Owner.
- Colors shown are for reference only and are subject to the limitations of the printing process. Refer to referenced color systems contained within these drawings for actual specifications.
- Scaled examples shown are for reference only, and do not necessarily reflect actual site conditions. Detailed site surveys are required prior to fabrication and installation.
- Messages shown in these drawings are for general reference only. Refer to message schedules for actual required messages.

City of Cañon City

CLIENT

Park Identification Sign

PROJECT

14 March 2019


DOCUMENT ISSUE

C.2 Park Identification
Section Drawing.

SHEET TITLE

9

SHEET NUMBER



SIGN LOCATION PLAN & MESSAGE SCHEDULE

Signage Location Plan: Mountain View Park

- C.2 Park Identification

C.2-01

Sign Type

Sign Number

*Color Represents Sign Type



These documents are intended to illustrate design intent and should only be used as a general guideline. All locations shown are approximate. All final locations are to be determined during pre-installation site walk-thrus, prior to sign fabrication and must be approved by Owner. Detailing and information contained on these pages shall not be reproduced, copied, or utilized except for the specific project for which they were created, without previous written authorization from Tangram Design, LLC.
© 2019 by Tangram Design, LLC.

City of Cañon City: Parking Identification
Signage Location Plan

Sign Location Plan:
Mountain View Park

Signage Location Plan: Centennial Park

 - C.2 Park Identification

C.2-01

Sign Type

Sign Number


*Color Represents Sign Type




These documents are intended to illustrate design intent and should only be used as a general guideline. All locations shown are approximate. All final locations are to be determined during pre-installation site walk-thrus, prior to sign fabrication and must be approved by Owner. Detailing and information contained on these pages shall not be reproduced, copied, or utilized except for the specific project for which they were created, without previous written authorization from Tangram Design, LLC.
© 2019 by Tangram Design, LLC.

City of Cañon City: Parking Identification
Signage Location Plan

Sign Location Plan:
Centennial Park

SIGN TYPE SIGN #	DESCRIPTION	MESSAGE		LOCATION	NOTES
		SIDE A			
C.2-01	Park Identification			Page 11	Location not final. Final location to be approved by the City of Cañon City to meet Vision Triangle and other City regulations.



- These drawings are intended to illustrate design intent only and are not for construction. All final engineering and conditions of the project are the responsibility of the fabricator. Shop drawings by the fabricator must be submitted for approval, prior to proceeding with fabrication.
- The quality of fit and finish on the final product must meet or exceed the requirements of these design intent documents. Any variations to design, materials, or fabrication methods must be approved by the Owner.
- Colors shown are for reference only and are subject to the limitations of the printing process. Refer to referenced color systems contained within these drawings for actual specifications.
- Scaled examples shown are for reference only, and do not necessarily reflect actual site conditions. Detailed site surveys are required prior to fabrication and installation.
- Messages shown in these drawings are for general reference only. Refer to message schedules for actual required messages.

City of Cañon City

CLIENT

Park Identification Sign

PROJECT

14 March 2019

DOCUMENT ISSUE

Message Schedule

SHEET TITLE

13

SHEET NUMBER

TANGRAM DESIGN, LLC | 820 SANTA FE DRIVE DENVER, COLORADO 80204 | (303) 777-8878